

# RIDGEFIELD PUBLIC SCHOOLS



Ridgefield Public Schools  
70 Prospect Street  
Ridgefield, CT 06877

FY 2021-2022 Approved Budget

May 11, 2021



## Board of Education

Johnathan Steckler, *Chair*

Kenneth Sjoberg, *Vice-Chair*

Rachel Ruggeri, *Secretary*

Elizabeth Floegel

Tina Malhotra

Nora Gaydos

Sean McEvoy

Kathleen Holz

Margaret Stamatis



## Nondiscrimination Statement

It is the policy of the Board of Education that any form of discrimination or harassment on the basis of race, religion, color, national origin, alienage, sex, sexual orientation, marital status, age, disability (including pregnancy), genetic information, veteran status or gender identity or expression, or any other basis prohibited by state or federal law is prohibited, whether by students, Board employees or third parties subject to the control of the Board. The Board's prohibition of discrimination or harassment in its education programs or activities expressly extends to academic, nonacademic and extracurricular activities, including athletics. It is also the policy of the Board of Education to provide for the prompt and equitable resolution of complaints alleging any discrimination on the basis of protected characteristics such as race, color, religion, age, sex, sexual orientation, marital status, national origin, alienage, disability (including pregnancy), veteran status or gender identity or expression.



### Mission Statement

*Ridgefield Public Schools provides engaging, relevant, and personalized learning experiences so all students can pursue their interests and prepare for life, learning, and work as global citizens.*

*To accomplish this mission, our community including educators, students, and parents will partner to:*

- *Foster academic, social, and emotional growth for all students.*
- *Promote wellness of body and mind.*
- *Build an inclusive climate of trust, safety, and respect.*
- *Value diversity by cultivating global competencies.*
- *Attract, support, and retain talented educators who embrace continuous learning.*





### Vision of a Successful Graduate

#### **Collaborative**

*Graduates who are collaborative contribute cooperatively and responsibly to a team when they are looking for solutions to rigorous and complex problems.*

#### **Innovative**

*Graduates who are innovative find creative solutions to authentic problems. They think flexibly and critically while gathering information to synthesize and apply what they have learned.*

#### **Mindful**

*Graduates who are mindful embrace empathy and advocate respect for themselves and others. Through self reflection and awareness, they understand diverse cultures and perspectives. They model the conviction that ethics, leadership, and service to others are critical elements of responsible citizenship.*

#### **Communicative**

*Graduates who are communicative strategically navigate, construct, and articulate specific messages. They utilize their communication skills in an effective, clear and precise manner across multiple forms of media literacy.*

#### **Knowledgeable**

*Graduates who are knowledgeable are independent learners who draw upon a wide range of skills for different purposes. They seek, gather and critique information from a variety of sources.*

#### **Resilient**

*Graduates who are resilient are adaptable and persistent in their journey toward growth on rigorous and complex problems. They embrace failure and are intellectual risk-takers. They are self-motivated, thoughtful and independent decision-makers who value lifelong learning.*

## TABLE OF CONTENTS

### **I. Transmittal Letter**

### **II. User Guide**

### **III. Glossary**

### **IV. Budget**

➤ *Budget Summary*

➤ *Budget Drivers*

### **V. Schools & Programs**

➤ *BES*

➤ *BMES*

➤ *FES*

➤ *RES*

➤ *SES*

➤ *VPES*

➤ *ERMS*

➤ *SRMS*

➤ *RHS*

➤ *Athletics*

### **VI. District Wide Operations**

➤ *Curriculum*

➤ *Facilities*

➤ *General Services*

➤ *Pupil Personnel*

➤ *Special Education*

➤ *Technology*

### **VII. Appendix**

➤ *Financials*

➤ *Staffing and Enrollment*

➤ *Town Revenue from Board of Education*

**RIDGEFIELD**  
 **PUBLIC** **SCHOOLS**

*Transmittal Letter*

*FY 2021/2022 Budget*

## **Superintendent's Budget Message**

### **Dr. Susie Da Silva, Superintendent of Schools**

#### *Our Landscape*

For many of us, the 2020 global pandemic was the greatest health crisis of our lifetime. Educators, students, and families were thrust into an unexpected learning environment that left many vulnerable and the future unclear. School buildings transformed overnight, and the traditional classroom forever changed.

The early part of 2021 presents itself with hope, yet the residual impact of the public health crisis on students and schools is likely to be substantial. Everything educators know about social, emotional, and academic learning tells us that we will see significant impacts, not only for one year but for years to come. We owe students an assured experience, across schools, grades, and classrooms, and not even the excuse of a global pandemic relieves the District of this obligation. The landscape of the Superintendent's proposed budget provides consistency and predictability for students, faculty, and staff with the focus on a high quality, assured social, emotional, and academic experience for all learners. The 2021-2022 (FY22) budget fortifies the District's foundation and sets the District up for future growth and innovation. A new Superintendent and leadership team has the responsibility to ensure that future innovation is primed to make the desired and lasting impact. This can only happen if time and resources are prioritized *first* into establishing a reliable and consistent foundation.

The Ridgefield Public Schools are recognized as one of Connecticut's premier school districts, which is clearly evident in its student achievement data, athletics, and visual and performing arts programs. Even in the midst of a global pandemic, our students were celebrated virtually for their excellence as were their teachers. We know that besides our outstanding students, Ridgefield is fortunate to have superb educators, and highly engaged parents. We also know that our school system's excellence is built on the Board of Education's mission in support of premier programming across our nine schools. The Board of Education's advocacy for students and families is reflected in the experience that our students are offered each day.

#### *The Budget Process and Priorities*

The budget process begins in early fall and ends late spring. It is a projection of the work that will take place nearly eleven months from its start. As one can imagine, the midst of a global pandemic has further complicated our normal budget timeline and, as a result, our ability to plan ahead. Budgets are intended to tell a story that reflects the values of a community, highlighting what matters "most." While the unknowns of the future cannot hold us back from innovation or creativity, our priority this upcoming budget year must be to protect what we have now; plan for knowns; and prepare to mitigate risks. The message from the prior spring remains. The Superintendent's proposed



2021-2022 (FY 22) budget reflects these priorities. Preparing the budget is collaborative with students as the District's "North Star" using the [Vision of the Graduate](#) as our guide and continuously asking ourselves- *what do Ridgefield students deserve?*

We believe that Ridgefield students deserve:

- *A world-class education*
- *A district that continues to get better and better*
- *Adults who advocate on their behalf and care deeply*
- *A safe and secure environment that is engaging and joyful*

With this, our leadership team works independently and collectively to study and review:

- *Past budgets*
- *Staffing changes/needs*
- *Enrollment data/projections*
- *Fixed costs*
- *Academic/non-academic needs*
- *Residual impact/costs of COVID-19*

The past year highlighted the need for a refreshed perspective across PK-12 and throughout disciplines, one that will support Ridgefield's Vision of the Graduate to live beyond the paper on which it has been written. At the risk of being repetitive, this budget focuses on a high quality, assured experience for all students by providing a consistent and reliable foundation. Doing this in a District of nine schools requires content leadership and expertise. The administrative structure is where the foundation must begin, and gaps have been identified within this area. For this reason, the curriculum and technology departments were restructured during the 2020-2021 school year. As a result of the need and restructure, an additional curriculum position has been added to the budget. We believe that these new positions will not only fortify our foundation into next year, but help lead us into innovation in subsequent years.

#### *Superintendent's Proposed Budget Summary*

The Superintendent's proposed operating budget for 2021-2022 (FY 22) of \$103,364,072 is an increase of \$3,451,920, a **3.45%** change over this year's budget, and continues to provide the educational experience that the Ridgefield students and families know and have come to expect. Actualizing an increase in the budget by 3.45% was only possible through responsible financial stewardship of the collaborative team of the Ridgefield Public Schools with line by line discussions and decisions.



Traditional budget years are challenging, with fixed costs and contractual obligations. While this budget reflects very little “new,” it comes after a year of significant unplanned expenses related to COVID-19 and a decrease in the Board of Education’s adopted budget. Salaries and benefits make up 80% of the total District budget. These drivers alone would have increased the budget by 3.47%.

- Certified Salaries= 2.6%
- Non-Certified Salaries= 2.06%
- Employee Benefits= 6.44%

The major objects impacting the budget are:

- Salaries (60%)
- Benefits (20%)
- Transportation (6%)
- Contracted Services (2%)
- Supplies and Equipment (2%)
- All Other (10%)

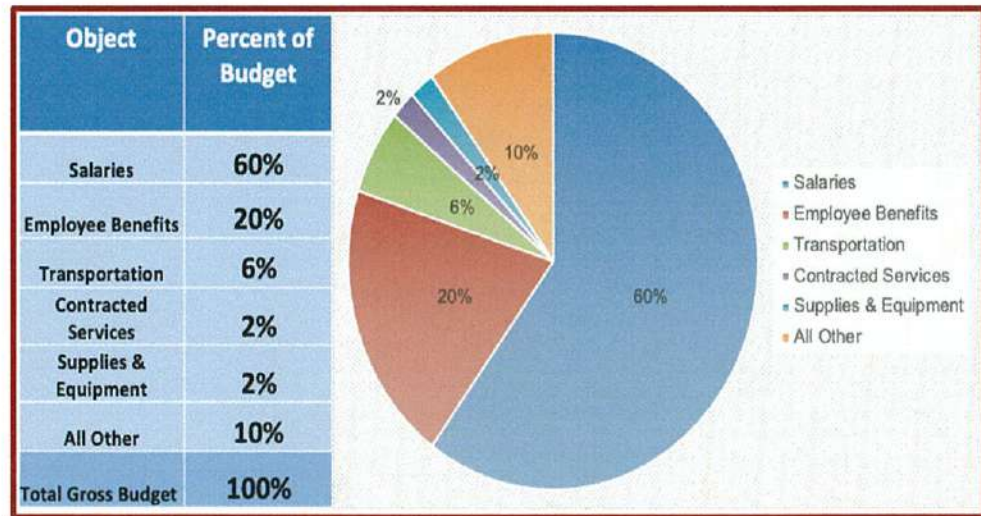
Salaries and benefits make up 80% of the school budget and given the nature of the work of schools, our human capital is our most valuable resource. We currently have six bargaining units:

- *Nurses*
- *Paraeducators*
- *Teachers*
- *Secretaries*
- *Administrators*
- *Custodians*

Each of these groups are included in both the salaries and benefits category of the budget. Four bargaining groups have not completed their negotiations.

Assumptions within the proposed budget:

- *Enrollment*
- *Negotiations*
- *Contingency*
- *Staff Turnover*



- *Continued Impact of COVID-19*
- *Excess Cost Reimbursement*
- *Cost of Health Insurance*
- *Other Post-Employee Benefits (OPEB)*
- *Liability Insurance and Worker's Compensation*

This budget reflects:

- *COVID-19 Expenses (substitutes and additional PPE)*
- *Supervisory Paraeducators at the Elementary Level (recess and lunch)*
- *Special Education Teacher*
- *Curriculum Position*

The landscape of this budget protects the experience that students and parents have come to know and expect by maintaining current programs and offerings while planning for the future and preparing to mitigate the risks after a global pandemic. Preserving the programming offered for individual student growth and development through special services and multi-tiered interventions is our responsibility, as is maintaining the support for students' mental health and social emotional learning. This budget continues to offer innovative courses; professional learning for faculty in the areas of curriculum social emotional learning and technology; as well as ensuring the health and safety of our schools.

### *Our Horizon*

While this past year was like no other, the recommended budget reflects the District's ability to stand tall, well beyond COVID-19. This budget keeps the school system steady and strong, yet prepares the District to continually move forward. It is a fiscally responsible budget, the lowest recommended Superintendent's budget in five years following an incredibly tight budget year for the school system. A school district budget reflects the needs, values and priorities of the school system, but also that of the community. Ultimately, the school budget will pass many "hands," and our collective decisions today impact our ability to provide an attractive and sustainable educational system that benefits the graduate, but also the Town as a whole. I look forward to the collaborative process over the next several months in the interests of the students and families of Ridgefield. The public schools are the heart of every community and I am honored to advocate on behalf of each and every student of the Ridgefield Public Schools.

Respectfully submitted,

*Susie*

Susie Da Silva, Ed.D.



**To:** Board of Education

**From:** Dr. Susie Da Silva, Superintendent of Schools

**Subject:** District Priorities 2020-21

**Date:** December 14, 2020

Our work during the Board of Education’s August retreat focused on identifying District and Board of Education priorities. Understanding that these priorities were considered in the midst of the challenges of a global pandemic, they will need to be flexible with respect to how they may be impacted by the current situation. The Board of Education goals will support the District priorities, while the Board of Education provides governance and direction to the administration on future work.

The administration has created priorities by department, as well as a comprehensive COVID-19 goal that involves all of the cost centers.

<b>Priority:</b> <i>Develop and implement a ‘Reopening Plan’ that supports students, families and faculty throughout the COVID-19 global pandemic.</i>		
<b>Action Steps</b>	<b>Outcomes</b>	<b>Timeline</b>
Engage a committee of community/school stakeholders in the development of a reopening plan.  Communicate to all stakeholders through a variety of modalities with frequency.  Adopt appropriate new/revised policies that apply to the pandemic.  Prepare and plan for needed staff and material resources.  Provide transparent financial/budget implications of COVID-19 expenses.  Provide professional learning to educators in the areas of technology and new instructional models.	Stakeholder understanding and clarity on Districts decision-making process, structures and health and safety goals.  A flexible learning model for students and staff across instructional contexts consistently reassessing the balance between health and safety factors with the student experience.  Faculty and staff access to embedded and relevant training specific to the changing landscape teaching, assessing, and socially/emotionally students in person and virtually.	2020-2021

<p>Develop and maintain meaningful, on-going partnerships with community constituents.</p> <p>Respond and revise the 'Reopening Plan' to ensure the work reflects the most relevant health and safety information.</p> <p>Create opportunities for collecting and responding to feedback from stakeholders.</p> <p>Collaborate with school leadership on staffing needs (short and long-term).</p> <p>Ensure facilities support the health and safety needs of children and faculty.</p> <p>Assess future implications of the pandemic on social, emotional and learning needs.</p>	<p>Structures developed that allow for weekly (if not multiple times per week) communication with community partners and school administrators, as well as COVID-19 specific sites for the public to review up-to-date data and reopening plans.</p>	
---	--	--

***Business Department***  
***Priority: Provide transparent understanding of the District 'Bank Accounts' purpose and ensure best practice.***

<b>Action Steps</b>	<b>Outcomes</b>	<b>Timeline</b>
<p>Review District bank accounts and make recommendations based on best practices.</p> <p>Report, present and collaborate with the BOE Budget, Finance and Operations Committee for a full Board of Education review.</p> <p>Policy comparisons to surrounding districts, best practices and a procedure review.</p> <p>Review of our current practices to ensure up-to-date compliance and accurate reporting is occurring.</p> <p>Give guidance to schools on best practice and expectations when handling student activity accounts.</p>	<p>Updated and memorialized processes based on best practices and Board of Education feedback. Generate and document for clarity on practice to support the schools in their use of student activity accounts</p>	<p>2020-2021</p>



**Business Department**  
*Priority: Continue technology driven efficiencies within the Business Department.*

<p>Implement time clocks for accurate and efficient time and attendance recording during the payroll process.</p> <p>Record paid accrued time on paychecks to help employees understand when accrued time (i.e. vacation, personal, sick) are used and paid out within a pay period.</p> <p>On-going collaboration and collective work with the Personnel Department for effective communication on all Business Office employee related time and attendance (employee leave status, workers compensation, FMLA, etc.).</p>	<p>Instituted technology driven efficiencies and transparency within the payroll process.</p>	<p>2020-2021</p>
---	---	------------------

**Facilities**  
*Priority: Advance the District's facilities projects.*

<b>Action Steps</b>	<b>Outcomes</b>	<b>Timeline</b>
<p>Improve the lines of communication and delivery with Town facilities on external repairs to buildings and grounds through on-going meetings, written documents and presentations.</p>	<p>Common vision on how the collaboration can improve the overall aesthetics and appearance of all school buildings and grounds, as well as the financial implications.</p>	<p>On-going</p>

**Teaching and Learning**  
*Priority: Establish short and long-term goals through an assessment of the teaching & learning structure PK-12.*

<p>Meet with leadership teams to identify strengths and challenges of curriculum structure.</p> <p>Collect and analyze stakeholder feedback from Entry Plan.</p> <p>Identify immediate needs (short-term).</p> <p>Review curriculum documents and materials.</p> <p>Review data (qualitative and quantitative) to identify needs of the District.</p>	<p>Shared systems/structures that invite transparency and communication in a responsive, on-going manner for the Board of Education and community.</p>	<p>2020-2021</p>
---	--	------------------



**Special Education**

*Priority: Develop a comprehensive K-12 co-teaching model.*

<b>Action Steps</b>	<b>Outcomes</b>	<b>Timeline</b>
<p>Assess the effectiveness of the current elementary “Learning Center” model of push-in and pull-out services.</p> <p>Assess the need for a co-teaching program at grades 2-5 based on student profiles and progress in learning center model.</p> <p>Assess the current secondary co-taught models, specifically classes in which its offered, and co-teaching, co-planning, and co-assessing structures being used.</p>	<p>Share a proposal to the Superintendent and BOE for an elementary co-teaching model, with roll out over multiple years.</p> <p>Implement secondary professional development on co-teaching, and continue to curate co-teaching course offerings.</p>	<p>2020-2021 2021-2022 2022-2023 2023-2024 2024-2025</p> <p>2021-2022 2022-2023</p>

# RIDGEFIELD PUBLIC SCHOOLS



*User Guide*  
*FY 2021/2022 Budget*

## User Guide Definitions

The 2021-2022 budget books are organized in specific categories, meant to target areas of interest for the reader. The following are general directions to guide the reader through the book.

### **Section II - User Guide:**

- ***General Fund Proposed Budget Report Overview***
  - General Fund - This fund is the chief operating fund of the school district. It is used to account for all financial resources of the school district except those accounted for and reported in another fund.
  
- ***Account Structure Reference***
  - Ridgefield Public Schools chart of accounts is built using seven numeric elements Fund, Function, Object, Location, Goal, Program and Objective. The Account Structure Reference defines the order in which these elements appear and the length of characters for each element.
  
- ***Account Element Definitions***
  - The accounts have been provided in their entirety for the reader's reference. These codes are based on standards provided by the U.S. Department of Education as detailed in the publication Financial Accounting for Local and State School Systems: 2014 Edition.
  
- ***Account Element Definitions*** – Fund, Function, Object, Location, Goal, Program and Objectives.
  - The Fund, Function, Object, Location, Goal, Program and Objectives code definitions have been provided in their entirety for the reader's reference. These codes are also based on standards provided by the U.S. Department of Education as detailed in the publication Financial Accounting for Local and State School Systems: 2014 Edition.

### **Section IV - Budget:**

Section IV provides summary groupings by major categories for the proposed 2021-2022 budget. The following two subsections; Budget Summary and Budget Drivers display high level analysis of the Superintendent's Proposed Budget 2021-2022, including graphic illustrations.

**Section V – Schools and Programs & Section VI - District Wide Operations:**

Section V and VI identify individual schools, departments and major cost categories. Each of the subsections begins with the summary narrative, incorporating references such as enrollment, staffing and 2021-2022 budget enhancements. Subsequent to the narratives, a budget report will detail relevant account codes, three years of budget data, the dollar increase and percentage increase for each line item. A report showing total expense per school less Technology, Special Education and General Services is provided within each school location

**Section VII - Appendix:**

An appendix is available within the Superintendent's proposed 2021-2022 budget book. Three subsections incorporate the Appendix; various *Financial* reports, *Staffing and Enrollment* information and *Town Revenue from the Board of Education*.

RIDGEFIELD PUBLIC SCHOOLS  
*Account Structure Reference*

FUND	FUNCTION CODE	OBJECT	LOCATION	GOAL	PROGRAM	OBJECTIVES
.XX	.XXX	.XXX	XX	X	XX	XXX
<b>FIRST ELEMENT</b>						
			FUND CODE	DESCRIPTION		
			100	GENERAL FUND		
			510	ATHLETICS		
<b>SECOND ELEMENT</b>						
			FUNCTION CODE	DESCRIPTION		
			1000	INSTRUCTION		
			1200	SPECIAL EDUCATION		
			2100	STUDENT SUPPORT SERVICES		
			2130	NON PUBLIC		
			2200	FED TAX WITHHOLDING		
			2210	INSTRUCTION IMPROVEMENT		
			2220	EDUCATIONAL MEDIA		
			2230	PROFESSIONAL SERVICES		
			2233	HARDWARE		
			2300	SUPPORT SERVICES		
			2400	PRINCIPALS OFFICE SERVICES		
			2500	FISCAL AND BUSINESS SERVICES		
			2600	PLANT OPERATION & MAINTENANCE		
			2620	EQUIPMENT		
			2700	TRANSPORTATION SERVICE		
			2800	SUPPORT SERVICES (CENTRAL)		
			3100	FOOD SERVICES		
			3200	STUDENT ACTIVITIES		
			4200	REVENUE		
			6110	TUITION (CT SCHOOL DISTRICT)		
			6130	TUITION (NON-PUBLIC SCHOOLS)		
			6150	TUITION (OUT-OF-STATE SCHOOLS)		



RIDGEFIELD PUBLIC SCHOOLS  
*Account Structure Reference*

FUND	FUNCTION CODE	OBJECT	LOCATION	GOAL	PROGRAM	OBJECTIVES
xx	xxxx	xxxx	xx	x	xx	xxxx
<b>THIRD ELEMENT</b>						
		<b>OBJECT CODE</b>	<b>DESCRIPTION</b>			
		11xx	CERTIFIED SALARIES			
		114x	COACHES - SALARIES			
		12xx	NON-CERTIFIED SALARIES			
		2210	HEALTH BENEFITS			
		2211	OTHER POST-EMPLOYMENT BENEFITS (OPEB)			
		2212	CERTIFIED LIFE INSURANCE			
		2213	CERTIFIED LONG TERM DISABILTY			
		2214	CERTIFIED LIFE INSURANCE -			
		2223	NON-CERTIFIED DISABILITY INSURANCE			
		2224	NON-CERTIFIED LIFE INSURANCE			
		2230	NON-CERTIFIED PENSION CONTRIBUTION			
		2240	FICA			
		2241	MEDICARE TAX			
		2250	UNEMPLOYMENT COMPENSATION			
		2260	WORKERS COMPENSATION			
		2265	FIT FOR WORK			
		2290	ANNUITIES			
		31xx	TUTORING & PROFESSIONAL DEVELOPMENT			
		32xx	EDUCATIONAL & TECHNICAL SERVICES			
		33xx	OUTSIDE PROFESSIONAL SERVICES			
		41xx	WATER & SEWER			
		42xx	REPAIRS & MAINTENANCE			
		43xx	EQUIPMENT REPAIR & COPIERS			
		45xx	BUILDING PROJECTS			
		51xx	TRANSPORTATION			
		52xx	INSURANCE			
		53xx	COMMUNICATIONS & POSTAGE			
		54xx	ADVERTISING / RECRUITMENT			
		55xx	PRINTING			
		56xx	TUITION			
		57xx	SCHOOL LUNCH PROGRAM OPERATION			

**RIDGEFIELD PUBLIC SCHOOLS**  
*Account Structure Reference*

FUND	FUNCTION CODE	OBJECT	LOCATION	GOAL	PROGRAM	OBJECTIVES
xx	xxxx	xxxx	xx	x	xx	xxx
<b>THIRD ELEMENT (cont.)</b>						
		OBJECT CODE	DESCRIPTION			
		58xx	TRAVEL, CONFERENCE & TRAINING			
		59xx	ATHLETIC'S SERVICES			
		61xx	SUPPLIES & MATERIALS			
		62xx	ELECTRIC, OIL & GAS			
		64xx	BOOKS			
		69xx	CLEANING & MAINTENANCE MATERIALS			
		73xx	EQUIPMENT			
		81xx	MEMBERSHIP			
		89xx	MISCELLANEOUS			
		89xx	ATHLETIC REVENUE			
<b>FOURTH ELEMENT</b>						
		LOCATION CODE	DESCRIPTION			
		11	BARLOW MOUNTAIN			
		12	BRANCHVILLE			
		13	FARMINGVILLE			
		14	RIDGEBURY			
		15	SCOTLAND			
		16	VETERANS PARK			
		17	ELEMENTARY SCHOOLS			
		27	MIDDLE SCHOOLS			
		28	EAST RIDGE MIDDLE			
		29	SCOTT'S RIDGE MIDDLE			
		38	ATHLETICS			
		39	RIDGEFIELD HIGH SCHOOL			
		40-49	SPECIAL EDUCATION			
		50-59	PUPIL PERSONNEL SERVICES			
		60	CURRICULUM SERVICES			
		65	TECHNOLOGY			
		70	GENERAL SERVICES			
		80	TRANSPORTATION			
		90-9X	FACILITIES			

RIDGEFIELD PUBLIC SCHOOLS  
Account Structure Reference

FUND	FUNCTION CODE	OBJECT	LOCATION	GOAL	PROGRAM	OBJECTIVES
.XX	.XXXX	.XXXX	XX	X	XX	.XXX
<b>FIFTH ELEMENT</b>						
			GOAL CODE	DESCRIPTION		
			0	NOT USED		
<b>SIXTH ELEMENT</b>						
			PROGRAM CODE	DESCRIPTION		
			00	TURNOVER		
			01	MEMBERSHIPS		
			02	K-5		
			04	ART		
			05	SPECIAL EDUCATION ELEMENTARY		
			06	BUSINESS EDUCATION		
			07	COMPUTER		
			08	ENGLISH		
			10	WORLD LANGUAGES		
			11	LEARNING CENTER		
			12	HEALTH EDUCATION		
			14	HOME ECONOMICS		
			15	THEATRE ARTS		
			16	INDUSTRIAL ARTS		
			17	ELEMENTARY SCHOOLS		
			18	MATHEMATICS		
			19	BEST		
			20	MUSIC		
			24	PHYSICAL EDUCATION		
			26	SCIENCE		
			27	GIFTED		
			28	SOCIAL STUDIES		
			29	MIDDLE SCHOOL		
			30	LITERACY		
			31	PHYSICALLY HANDICAPPED		
			34	STUDENT ACTIVITIES		
			36	ATHLETICS		
			37	SPEECH & AUDIOLOGICAL		
			38	TECHNOLOGY		

RIDGEFIELD PUBLIC SCHOOLS  
*Account Structure Reference*

FUND	FUNCTION CODE	OBJECT	LOCATION	GOAL	PROGRAM	OBJECTIVES
xx	xxxx	xxxx	xx	x	xx	xxxx
<b>SIXTH ELEMENT (cont.)</b>						
			PROGRAM CODE	DESCRIPTION		
			39	HIGH SCHOOLS		
			40	GUIDANCE		
			42	COLLEGE PLACEMENT		
			43	OUTPLACEMENTS		
			44	PSYCHOLOGICAL SERVICES		
			45	MINI SABBATICAL		
			46	HEALTH		
			48	ESOL		
			50	RESEARCH/CURRICULUM		
			52	EVALUATION/TRAINING		
			53	EAST RIDGE		
			54	SCOTT'S RIDGE		
			55	PROJECT LEAD THE WAY		
			56	SPECIAL ED		
			58	DISTRICTWIDE		
			60	BOARD OF EDUCATION		
			61	SUPERINTENDENT'S OFFICE		
			63	BUSINESS OFFICE		
			65	PERSONNEL OFFICE		
			67	FRINGE BENEFITS		
			70	REGULAR TRANSPORTATION		
			71	MISCELLANEOUS TRANSPORTATION		
			72	SPECIAL ED TRANSPORTATION		
			73	BRANCHVILLE		
			74	BARLOW MOUNTAIN		
			79	ADMIN		
			80	CLEANING		
			82	PLANT OPERATION/MAINTENANCE		
			90	SCHOOL LIBRARY SERVICES		
			93	SUPPORT		
			94	K-8		
			96	OFFICE'S		



RIDGEFIELD PUBLIC SCHOOLS  
Account Structure Reference

FUND	FUNCTION CODE	OBJECT	LOCATION	GOAL	PROGRAM	OBJECTIVES
XX	XXXX	XXXX	XX	X	XX	XXXX
<b>SEVENTH ELEMENT</b>						
			<b>OBJECTIVE CODE</b>	<b>DESCRIPTION</b>		
			0000	OBJECTIVES		
			0001	CHEERLEADING		
			0002	BASEBALL		
			0003	BOYS BASKETBALL		
			0004	GIRLS BASKETBALL		
			0005	BOYS CROSS COUNTRY		
			0006	GIRLS CROSS COUNTRY		
			0007	FIELD HOCKEY		
			0008	FOOTBALL		
			0009	BOYS GOLF		
			0010	BOYS ICE HOCKEY		
			0011	GIRLS ICE HOCKEY		
			0012	BOYS LACROSSE		
			0013	GIRLS LACROSSE		
			0014	SKIING		
			0015	BOYS SOCCER		
			0016	GIRLS SOCCER		
			0017	SOFTBALL		
			0018	BOYS SWIMMING		
			0019	GIRLS SWIMMING		
			0020	BOYS TENNIS		
			0021	GIRLS TENNIS		
			0022	BOYS INDOOR TRACK		
			0023	GIRLS INDOOR TRACK		
			0024	BOYS OUTDOOR TRACK		
			0025	GIRLS OUTDOOR TRACK		
			0026	BOYS VOLLEYBALL		
			0027	GIRLS VOLLEYBALL		
			0028	WRESTLING		
			0029	GIRLS GOLF		
			0030	FITNESS CENTER		
			0031	TIGER HOLLOW		
			0032	REPAIRS EQUIP METZGER FITNESS		



RIDGEFIELD PUBLIC SCHOOLS  
*Account Structure Reference*

FUND	FUNCTION CODE	OBJECT	LOCATION	GOAL	PROGRAM	OBJECTIVES
xx	xxxx	xxxx	xx	x	xx	xxxx
<b>SEVENTH ELEMENT (cont.)</b>						
		OBJECTIVE CODE	DESCRIPTION			
		0033	UNIFIED SPORTS			
		0034	DANCE			
		0060	CCSD			
		0061	CRECTHI			
		0062	NURSES			
		3300	SOFTWARE			
		6008	SOCIAL STUDIES			
		6018	MATH			
		6019	LITERACY			
		6026	SCIENCE			
		6099	EQUIPMENT REPLACEMENT			
		6103	PROF DEVELOPMENT			
		6107	D.W. PROFESSIONAL DEVELOPMENT			
		RR38	REVENUE ATHLETICS			



*Glossary*

*FY 2021/2022 Budget*

# Budget Glossary

Name	Description	Location
504 Program	Section 504 of rehabilitation act 1973 New England Association of Schools and Colleges	District Wide
AHS	Alternative Learning Program	AHS
BCBA	Board Certified Behavior Analyst	District Wide
CIAC	Connecticut Interscholastic Athletic Conference	RHS
COTA	Certified Occupational Therapist Assistant	District Wide
EL	English Language Learners	RHS, SRMS, ERMS, BES, BMES,SES, RES, FES,VPES
ESOL	English for Speakers of Other Languages	RHS, SRMS, ERMS, BES, BMES,SES, RES, FES,VPES
ESY	Extended School Year (Summer)	District Wide
FTE	Full Time Equivalent	RHS, SRMS, ERMS, BES, BMES,SES, RES, FES,VPES
FAPE	Free and Appropriate Public Education	District Wide
HVAC	Heating, Ventilation and Air Conditioning	District Wide
IDEA	Individuals with Disabilities Education Act	District Wide
IEE	Independent Educational Evaluation	District Wide
IEP	Individualized Education Plan	District Wide
IT	Information Technology	RHS, SRMS, ERMS, BES, BMES,SES, RES, FES,VPES
LM	Library Media	RHS, SRMS, ERMS, BES, BMES,SES, RES, FES,VPES
MAP	Measure of Academic Progress	District Wide
MTSS	Multi-Tier Support System	District Wide
NEASC	New England Association Schools & Colleges	RHS
OPEB	Other Post-Employment Benefits	District Wide
OT/PT	Occupational/Physical Therapist	RHS, SRMS, ERMS, BES, BMES,SES, RES, FES,VPES
PK	Pre-Kindergarten	BMES
PPT	Planning and Placement Team	District Wide
RISE	Ridgefield Intensive Special Education	BMES, FES, SES, RES, ERMS, SRMS, RHS
SNAP	Comprehensive medical documentation and tracking software suite	District Wide
SOAR	Student Opportunities of Achievement in Resource	RHS
SPED	Special Education	District Wide
SPIRE	Specialized Program Individualizing Reading Excellence	RHS, SRMS, ERMS, BES, BMES,SES, RES, FES,VPES
SRBI	Scientific Research Based Intervention	RHS, SRMS, ERMS, BES, BMES,SES, RES, FES,VPES
STEM	Science Technology Engineering Math	District Wide
STEP	Students Transition to Elementary Programs	RBS, PGS
TRANSITION SERVICES	Vocational and postsecondary preparation	RHS
TEAM	Teacher Education And Mentoring Program	District Wide
Tech Ed	Technology Education	RHS

# RIDGEFIELD PUBLIC SCHOOLS



*Budget*  
*FY 2021/2022 Budget*



**FY 2021-22 BUDGET DEVELOPMENT CALENDAR**

<u>Activity</u>	<u>Responsibility</u>	<u>Date</u>	<u>Day</u>	<u>Meeting Type</u>
Business Manager distributes the budget 1. guidelines and documents to District Leadership	Business Manager	10/9/2020	Fri	non meeting
2. All budget detail due to Central Office	All RPS	11/6/2020	Fri	non meeting
Budget Meetings with School Admin and Central 3. Office departments	Business Manager	11/10 - 12/14	various	Internal Discussion
4. Tri-Board Meeting	School Board - BoS - BoF	11/17/2020	Tues	Special Bd Mtg.
Central Office Leadership budget review and 5. discussion	CO Leadership	12/14 - 12/18	various	Internal Discussion
6. Superintendent's Budget Presentation to BOE	Superintendent	1/11/2021	Mon	Reg Bd Mtg
7. Board Budget Workshop	Board of Education	1/23/2021	Sat	Spec Bd Mtg
<u>Activity</u>	<u>Responsibility</u>	<u>Date</u>	<u>Day</u>	<u>Meeting Type</u>
11. BOE Public Hearing - 10:00 a.m./ location TBD	Board of Education	1/30/2021	Sat	Spec Bd Mtg
<b>BOE Public Hearing on Proposed Budget</b> <b>Snow date for BOE Budget Meeting / Public Hearing</b>	<b>Board of Education</b>	<b>2/6/2021</b> <b>Snow Date</b>	<b>Tues</b>	<b>Spec Bd Mtg</b>

12. BOE Public Hearing on Proposed Budget Board Budget Meeting / Discussion / Vote	Board of Education	2/8/2021	Mon	Reg Bd Mtg
15. Regular Meeting - BOE Vote on Budget <i>Snow date for BOE Vote on Budget</i>	Board of Education <i>Board of Education</i>	2/22/2021 <i>2/24/2021</i>	Mon <i>Wed</i>	Reg Bd Mtg <i>Spec Bd Mtg</i>
16. BOE Budget Submitted to Board of Finance and Board of Selectmen	Business Manager	3/1 or 3/5	Mon/Fri	(Delivery)
17. Board of Selectment review of BOE Budget	Board of Selectmen	TBD		Bd of Selectmen
18. Budget Proposals Published in Newspaper <i>(At least 10 days prior to Public Hearing per Town Charter)</i>	Town Controller	TBD		(Newspaper)
19. Board of Finance - Public Budget Hearing <i>(Last Monday in March per Town Charter)</i>	Board of Finance	TBD		Public Hearing
20. Board of Finance review of BOE Budget	Board of Finance	TBD		Bd of Finance
21. Board of Finance - Agrees on a Budget	Board of Finance	TBD		Bd of Finance
22. BOF Budget Proposal Published in Newspaper <i>(At least 7 days prior to Public Hearing per Town Charter)</i>	Town Controller	TBD		(Newspaper)
23. Annual Town Budget Meeting	Board of Selectmen	TBD		Town Meeting
24. A Referendum date is set at the Town Meeting (if a vote is required)		TBD		Referendum Vote

# RIDGEFIELD PUBLIC SCHOOLS



*Budget Summary*  
*FY 2021/2022 Budget*

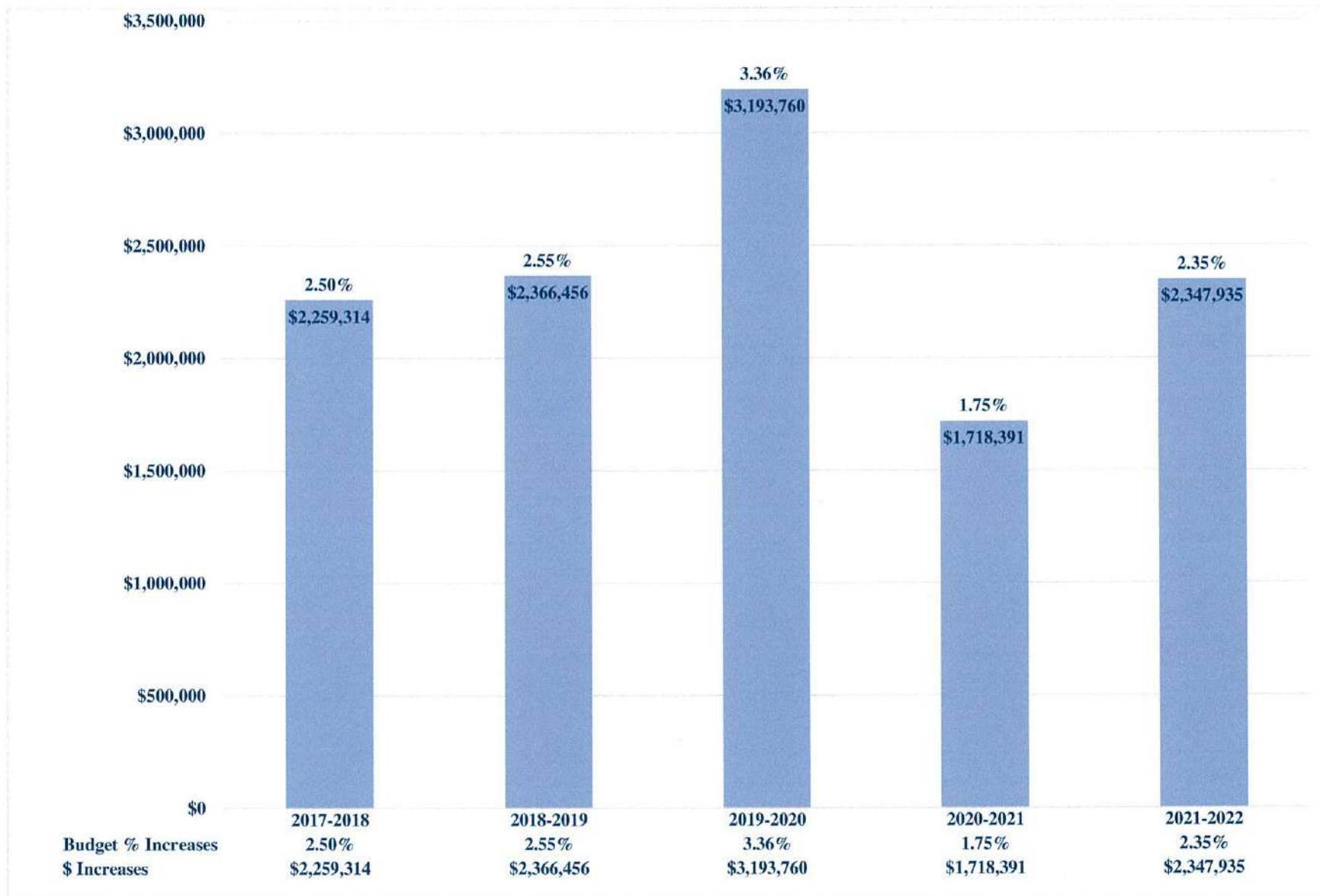
## Ridgefield Public Schools - Budget History

### Town Approved

<u>Year</u>	<u>Total Budget</u>	<u>Increase \$</u>	<u>Increase %</u>
<b>2021</b>	<b>\$99,912,151</b>	\$1,718,391	1.75%
2020	\$98,193,760	\$3,193,760	3.36%
2019	\$95,000,000	\$2,366,456	2.55%
2018	\$92,633,544	\$2,259,314	2.50%
2017	\$90,374,229	\$4,295,864	4.99%
2016	\$86,078,365	\$833,638	0.98%
2015	\$85,244,727	\$2,373,489	2.86%
2014	\$82,871,238	\$1,601,765	1.97%
2013	\$81,269,473	\$2,056,159	2.60%
2012	\$79,213,314	\$1,405,634	1.81%
2011	\$77,807,680	\$1,035,239	1.35%
2010	\$76,772,441	\$760,124	1.00%
2009	\$76,012,317	\$3,326,737	4.58%
2008	\$72,685,580	\$4,032,295	5.87%
2007	\$68,653,285	\$4,302,396	6.69%
2006	\$64,350,889	\$4,022,554	6.67%
2005	\$60,328,335	\$4,054,502	7.20%
2004	\$56,273,833	\$5,376,280	10.56%
2003	\$50,897,553	\$3,582,363	7.57%
2002	\$47,315,190	\$2,909,131	6.55%
2001	\$44,406,059	\$2,699,683	6.47%
2000	\$41,706,376	\$2,267,723	5.75%
1999	\$39,438,653	\$2,102,471	5.63%
1998	\$37,336,182	\$1,716,189	4.82%
1997	\$35,619,993	\$1,560,517	4.58%
1996	\$34,059,476	\$1,998,482	6.23%
1995	\$32,060,994	\$1,619,597	5.32%
1994	\$30,441,397	\$2,204,425	7.81%

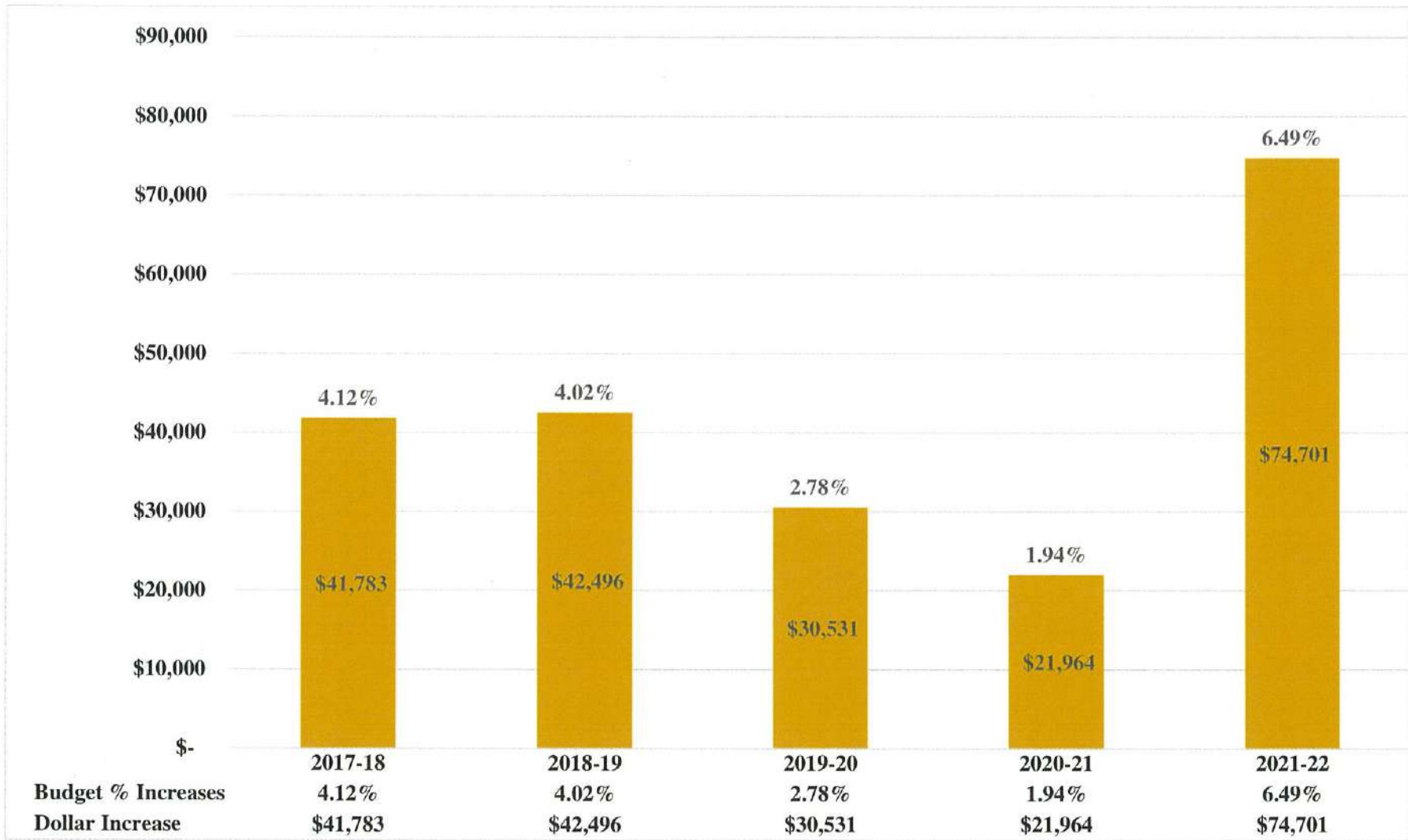


## General Fund Budget 5 Year Comparison



This includes contribution to Athletics

### Athletics Budget 5 Year Comparison



# RIDGEFIELD PUBLIC SCHOOLS



*Budget Drivers*  
*FY 2021/2022 Budget*

# 2021-2022 Budget by Major Category

Description	2020-2021	2021-2022	Difference	% Change
Certified Salaries	\$48,520,489	\$49,800,173	\$1,279,683	2.64%
Non-Certified Salaries	\$11,774,595	\$12,017,327	\$242,732	2.06%
Employee Benefits	\$19,752,024	\$19,937,849	\$185,825	.94%
Transportation	\$6,070,541	\$6,288,514	\$217,973	3.59%
Contracted Services	\$2,846,042	\$2,412,134	(\$433,907)	-15.25%
Supplies & Equipment	\$1,757,645	\$2,001,867	\$244,221	13.89%
All Other	\$9,190,815	\$9,802,223	\$611,408	6.65%
Total Gross Budget	\$99,912,151	\$102,260,087	\$2,347,935	2.35%

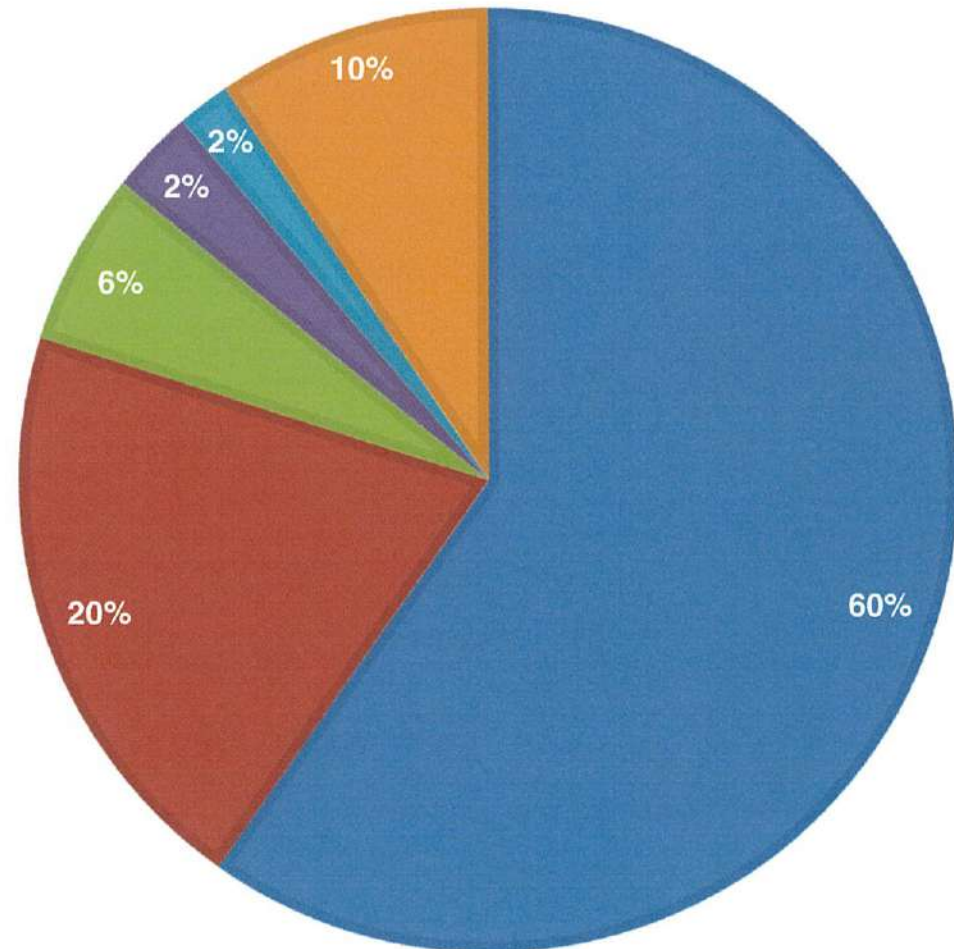


# 2021-2022 Budget by Major Category

## PERCENT OF BUDGET

- Salaries
- Benefits
- Transportation
- Contracted Services
- Supplies & Equipment
- All Other

Category	21-22 Budget	Percent of Budget
Salaries	\$61,817,500	60%
Employee Benefits	\$19,937,849	20%
Transportation	\$6,288,514	6%
Contracted Services	\$2,412,134	2%
Supplies & Equipment	\$2,001,867	2%
All Other	\$9,802,223	10%
<b>Total Gross Budget Increase</b>	<b>\$102,260,087</b>	<b>100%</b>

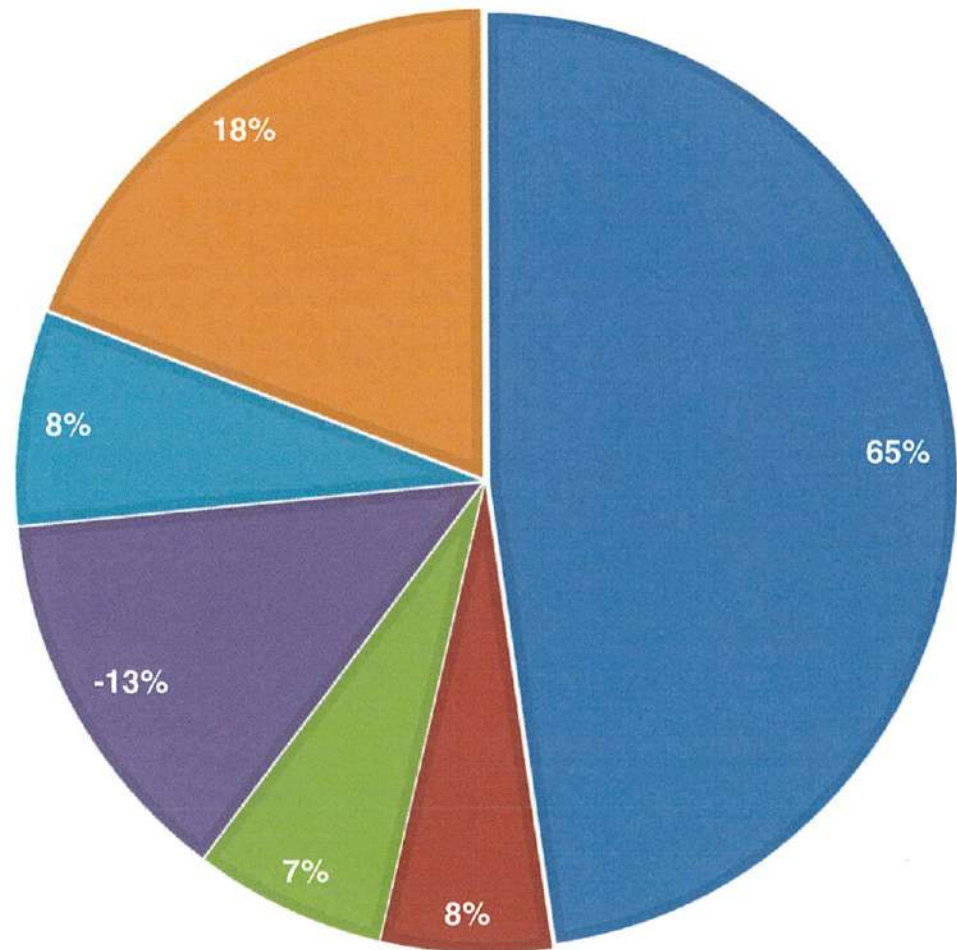


# 2021-2022 Percentage Increase by Category

Category	21-22 Budget	Percent of Increase
Salaries	\$1,522,415	65%
Benefits	\$185,825	8%
Transportation	\$217,973	9%
Contracted Services	<b>-\$433,907</b>	<b>-18%</b>
Supplies & Equipment	\$244,221	10%
All Other	\$611,408	26%
<b>Total Gross Budget Increase</b>	<b>\$2,347,935</b>	<b>100%</b>

## PERCENT OF INCREASE

- Salaries
- Benefits
- Transportation
- Contracted Services
- Supplies & Equipment
- All Other





# 2021-2022 Budget by Major Object

Description	2020-2021	2021-2022	Difference	% Change
Certified Salaries	\$48,520,489	\$49,800,173	\$1,279,683	2.64%
Non-Certified Salaries	\$11,774,595	\$12,017,327	\$242,732	2.06%
Employee Benefits	\$19,752,024	\$19,937,849	\$185,825	.94%
Transportation	\$6,070,541	\$6,288,514	\$217,973	3.59%
Projects/Repairs/Maint	\$2,236,521	\$2,326,871	\$90,350	4.04%
Special Ed Outplace/Tuition	\$2,821,000	\$2,821,000	\$0	0.00%
Energy	\$2,163,072	\$2,555,136	\$392,064	18.13%
Supplies & Equipment	\$1,757,645	\$2,001,867	\$244,221	13.89%
All Other	\$4,816,264	\$4,511,350	(\$304,913)	-6.33%
Total Gross Budget	\$99,912,151	\$102,260,087	\$2,347,935	2.35%

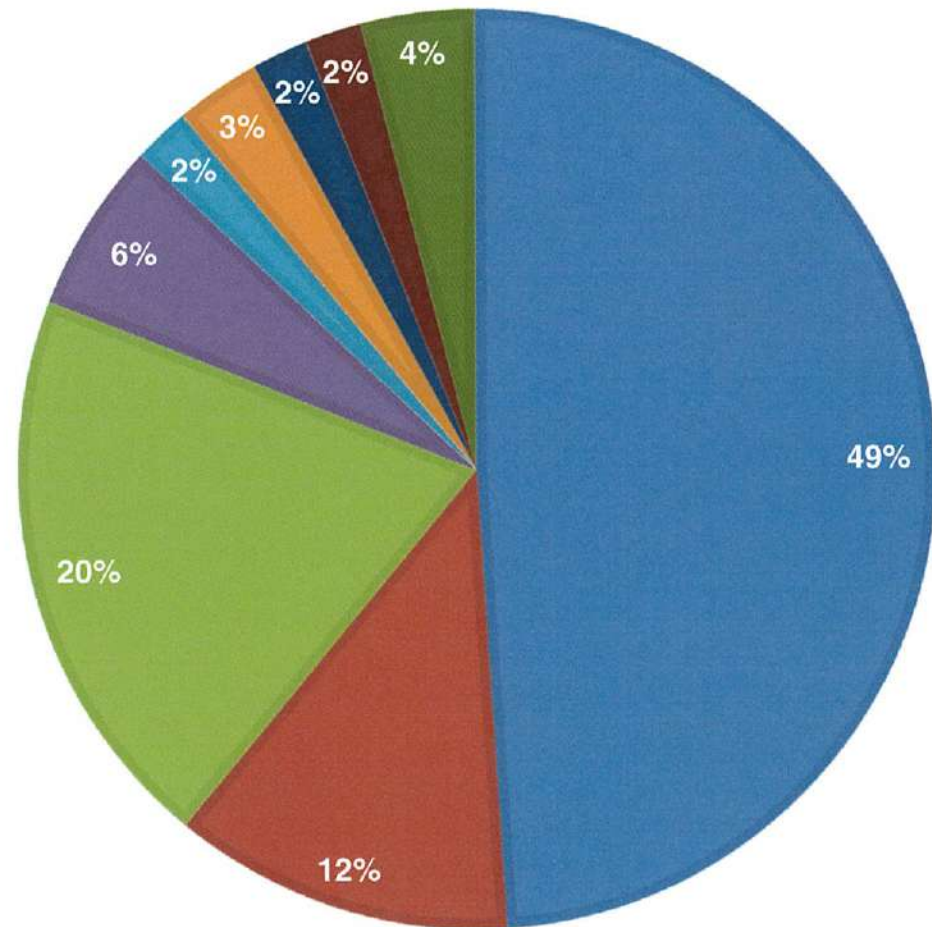


# 2021-2022 Budget by Major Object

## PERCENT OF BUDGET

Object	21-22 Budget	Percent of Budget
Certified Salaries	\$49,800,173	49%
Non-Certified Salaries	\$12,017,327	12%
Employee Benefits	19,937,849	20%
Transportation	\$6,288,514	6%
Projects/Repairs/Maint.	\$2,326,871	2%
Special Ed Outplace/Tuition	\$2,821,000	3%
Energy	\$2,555,136	2%
Supplies & Equipment	\$2,001,867	2%
All Other	\$4,511,350	4%
<b>Total Gross Budget</b>	<b>102,260,087</b>	<b>100%</b>

- Certified Salaries
- Employee Benefits
- Projects/Repairs/Maint.
- Energy
- All Other
- Non-Certified Salaries
- Transportation
- Special Ed Outplace/Tuition
- Supplies & Equipment





**Ridgefield Public Schools  
FY 2021-2022 Decision Packages & Additions**

<b>Account Number</b>	<b>Location</b>	<b>Description</b>	<b>FTE</b>	<b>Amount</b>
100-1200-1110-49-0-27-0000	Special Education	RHS Special Education Teacher	1.00	\$ 77,000
100-2210-1110-60-0-02-0000	Curriculum	Director Of Elementary	1.00	\$ 173,853
100-1000-1210-17-0-02-0000	Elementary	Barlow Lunch/Recess Para	0.63	\$ 11,592
100-1000-1210-17-0-02-0000	Elementary	Branchville Lunch/Recess Para	0.63	\$ 11,592
100-1000-1210-17-0-02-0000	Elementary	Farmingville Lunch/Recess Para	0.63	\$ 11,592
100-1000-1210-17-0-02-0000	Elementary	Ridgebury Lunch/Recess Para	0.63	\$ 11,592
100-1000-1210-17-0-02-0000	Elementary	Scotland Lunch/Recess Para	0.63	\$ 11,592
100-1000-1210-17-0-02-0000	Elementary	Veterans Park Lunch/Recess Para	0.63	\$ 11,592
100-1000-1110-17-0-04-0000	Elementary	Elementary Art Teacher	1.00	\$ 77,500
<b>Total Decision Packages</b>			<b>6.78</b>	<b>\$ 397,905</b>

**Ridgefield Public Schools  
FY 2021-2022 Reductions**

<b>Account Number</b>	<b>Location</b>	<b>Description</b>	<b>FTE</b>	<b>Amount</b>
100-1000-1210-39-0-93-0000	RHS	Para	-1.00	\$ 20,000
<b>Total Decision Packages</b>			<b>-1.00</b>	<b>\$ 20,000</b>

# RIDGEFIELD PUBLIC SCHOOLS



Pertains To All Elementary Schools  
Pertains To All Middle Schools

*FY 2021/2022 Budget*

RIDGEFIELD PUBLIC SCHOOLS  
RIDGEFIELD, CONNECTICUT

ELEMENTARY EDUCATION

ALL ELEMENTARY SCHOOLS  
STAFF SUMMARY

2020-2021 Budgeted				2021-2022 Projected			
Enroll- ment	# of Classes	Staff	Program	Enroll- ment	# of Classes	Staff	Change
CERTIFIED STAFF							
Classroom Teachers							
303	17.00	17.00	Barlow Mountain	305	18.00	18.00	1.00
346	18.00	18.00	Branchville	353	18.00	18.00	0.00
273	15.00	15.00	Farmingville	297	16.00	16.00	1.00
368	18.00	18.00	Ridgebury	344	18.00	18.00	0.00
336	18.00	18.00	Scotland	343	18.00	18.00	0.00
262	15.00	15.00	Veterans Park	243	13.00	13.00	-2.00
1888	101.00	101.00		1885	101.00	101.00	0.00
		3.00	Art			4.00	1.00
		6.00	Music			6.00	0.00
		2.00	Instrumental			2.00	0.00
		6.17	Physical Education & Health			6.17	0.00
		12.00	Literacy			12.00	0.00
		6.00	Mathematics			6.00	0.00
		35.17				36.17	1.00
		0.00	K-5 Class Size Projections			0.00	0.00
		136.17	Total Classroom Teachers			137.17	1.00
		6.00	Schoolwide Library Media Specialists			6.00	0.00
		6.00	Administration Principals			6.00	0.00
		3.00	Elementary Supervisors			3.00	0.00
1888		151.17	TOTAL CERTIFIED STAFF	1885		152.17	1.00



RIDGEFIELD PUBLIC SCHOOLS  
RIDGEFIELD, CONNECTICUT

ELEMENTARY EDUCATION

ALL ELEMENTARY SCHOOLS  
STAFF SUMMARY

NON-CERTIFIED STAFF		
6.00	Secretaries	6.00 0.00
	General Education Paraeducators	
14.01	Supervisory-lunch/recess	18.00 3.99
2.33	Supervisory-transportation	2.33 0.00
6.00	Office	6.00 0.00
0.50	Substitute Caller	0.50 0.00
-----		-----
22.84		26.83 3.99
-----		-----
<u>28.84</u>	<u>TOTAL NON-CERT. STAFF</u>	<u>32.83 3.99</u>

## RIDGEFIELD PUBLIC SCHOOLS

### \*\*\*\*ELEMENTARY ALL BUDGET

Fiscal Year: 2020-2021

Print accounts with zero balance   
  Round to whole dollars   
  Account on new page  
 Exclude inactive accounts with zero balance

From Date: 2/1/2021

To Date: 2/28/2021

Definition: 1. FY 2021-2022 Superintendent Proposed Budget

Account	Description	2018-2019 Actual	2019-2020 Actual	2020-2021 Budget	2021-2022 Proposed Budget	Difference	Percent Change
100.1000.1110.17.0.00.0000	TCHS-STAFF TURNOVER	\$0	\$0	(\$450,000)	(\$450,000)	\$0	0.00
100.1000.1110.17.0.04.0000	TEACHERS-ART-ELEM	\$485,546	\$498,801	\$284,889	\$374,105	\$89,216	31.32
100.1000.1110.17.0.18.0000	TCHS-MATH SPECIALISTS	\$592,569	\$605,487	\$622,684	\$623,720	\$1,036	0.17
100.1000.1110.17.0.20.0000	TEACHERS-MUSIC-ELEM	\$706,822	\$724,523	\$740,646	\$755,542	\$14,896	2.01
100.1000.1110.17.0.24.0000	TEACHERS-PHYS ED-ELEM	\$490,012	\$478,841	\$503,847	\$522,595	\$18,748	3.72
100.1000.1110.17.0.30.0000	TEACHERS-READING-ELEM	\$1,066,244	\$1,167,667	\$1,220,200	\$1,269,777	\$49,578	4.06
100.2220.1110.17.0.90.0000	TEACHERS-LIBRARY:ELEM	\$641,677	\$660,448	\$669,933	\$654,625	(\$15,308)	(2.29)
100.2400.1110.17.0.02.0000	SUPERVISORS ELEM	\$382,739	\$401,223	\$433,511	\$442,917	\$9,406	2.17
100.2400.1110.17.0.96.0000	PRINCIPALS-ELEM	\$1,053,289	\$1,065,611	\$1,069,845	\$1,077,073	\$7,228	0.68
100.1000.1111.17.0.93.0000	LONGEVITY:ELEM TCHS	\$30,575	\$29,675	\$36,000	\$29,575	(\$6,425)	(17.85)
100.1000.1112.17.0.93.0000	TCHS-ADDED DEGREE CR	\$0	\$0	\$24,362	\$24,362	\$0	0.00
100.1000.1120.17.0.93.0000	SUB TEACHERS-ELEM	\$329,632	\$180,333	\$233,889	\$233,889	\$0	0.00
100.3200.1130.17.0.34.0000	ADVISORS-ELEM	\$2,598	\$3,862	\$3,136	\$3,136	\$0	0.00
100.3200.1132.17.0.34.0000	CHAPERONES-ELEM	\$1,821	\$662	\$2,500	\$1,000	(\$1,500)	(60.00)
100.1000.1210.17.0.02.0000	PARAS-K-5	\$281,955	\$278,390	\$329,191	\$429,509	\$100,318	30.47
100.2400.1210.17.0.96.0000	PARAS-OFFICE-ELEM	\$136,246	\$133,560	\$146,012	\$144,021	(\$1,991)	(1.36)
100.1000.1213.17.0.93.0000	PARAS-SUB CALLER:ELEM	\$9,733	\$10,287	\$10,178	\$10,596	\$419	4.11
100.2400.1214.17.0.96.0000	SECRETARIES-ELEM	\$377,284	\$364,293	\$393,783	\$402,019	\$8,236	2.09
100.1000.1220.17.0.02.0000	SUB PARAS-K-5	\$24,919	\$16,543	\$25,000	\$25,000	\$0	0.00
100.2400.1224.17.0.96.0000	SUB SECRETARIES-ELEM	\$22,770	\$24,238	\$15,600	\$20,000	\$4,400	28.21
LOC: Elementary Schools - 17		\$6,636,431	\$6,644,445	\$6,315,206	\$6,593,461	\$278,255	4.41
<b>Grand Total:</b>		\$6,636,431	\$6,644,445	\$6,315,206	\$6,593,461	\$278,255	4.41

End of Report

RIDGEFIELD PUBLIC SCHOOLS  
RIDGEFIELD, CONNECTICUT

MIDDLE SCHOOL EDUCATION

STAFF SUMMARY

2019-2020 Budgeted			2021-2022 Projected				
ERMS	SRMS	TOTAL		ERMS	SRMS	TOTAL	
			<b>Classroom Teachers</b>				
1.450	1.250	2.700	Art	1.400	1.500	2.900	0.200
6.000	6.000	12.000	English	6.000	6.000	12.000	0.000
5.000	5.000	10.000	World Language	4.600	5.000	9.600	-0.400
0.925	1.175	2.100	Health	0.900	1.150	2.050	-0.050
0.525	0.775	1.300	Family & Cons. Sci.	0.500	0.750	1.250	-0.050
6.200	6.000	12.200	Mathematics	6.200	6.000	12.200	0.000
2.700	2.600	5.300	Music	2.600	2.600	5.200	-0.100
2.500	2.400	4.900	Physical Education	2.400	2.400	4.800	-0.100
6.000	6.000	12.000	Science	6.000	6.000	12.000	0.000
6.000	6.000	12.000	Social Studies	6.000	6.000	12.000	0.000
1.000	1.000	2.000	Literacy Teachers	1.000	1.000	2.000	0.000
0.800	1.000	1.800	Mathematics Teachers/Interventionists	1.000	1.000	2.000	0.200
-----	-----	-----		-----	-----	-----	-----
39.100	39.200	78.300	Total Classroom Teachers	38.600	39.400	78.000	-0.300
			<b>Schoolwide</b>				
1.000	1.000	2.000	Library Media Specialist	1.000	1.000	2.000	0.000
			<b>Administration</b>				
1.000	1.000	2.000	Principal	1.000	1.000	2.000	0.000
1.000	1.000	2.000	Assistant Principals	1.000	1.000	2.000	0.000
-----	-----	-----		-----	-----	-----	-----
<b>42.100</b>	<b>42.200</b>	<b>84.300</b>	<b>TOTAL CERTIFIED STAFF</b>		<b>42.400</b>	<b>84.000</b>	<b>-0.300</b>
			<b>NON-CERTIFIED STAFF</b>				
			<b>Secretarial/Clerical</b>				
1.000	1.000	2.000	Principals' Secretary	1.000	1.000	2.000	0.000
1.000	1.000	2.000	Secretaries	1.000	1.000	2.000	0.000
0.250	0.200	0.450	Bookkeeper	0.250	0.200	0.450	0.000
<b>2.250</b>	<b>2.200</b>	<b>4.450</b>		<b>2.250</b>	<b>2.200</b>	<b>4.450</b>	<b>0.000</b>
			<b>Paraeducators</b>				
0.000	0.000	0.000	Science	0.000	0.000	0.000	0.000
1.000	1.000	2.000	Library	1.000	1.000	2.000	0.000
0.600	1.000	1.600	Instructional	0.600	1.000	1.600	0.000
0.160	0.340	0.500	Transportation	0.160	0.340	0.500	0.000
<b>1.760</b>	<b>2.340</b>	<b>4.100</b>		<b>1.760</b>	<b>2.340</b>	<b>4.100</b>	<b>0.000</b>
-----	-----	-----		-----	-----	-----	-----
<b>4.010</b>	<b>4.540</b>	<b>8.550</b>	<b>TOTAL NON-CERTIFIED STAFF</b>	<b>4.010</b>	<b>4.540</b>	<b>8.550</b>	<b>0.000</b>

## RIDGEFIELD PUBLIC SCHOOLS

### \*\*\*\*MIDDLE SCHOOLS BUDGET

Fiscal Year: 2020-2021

Print accounts with zero balance   
  Round to whole dollars   
  Account on new page  
 Exclude inactive accounts with zero balance

From Date: 2/1/2021

To Date: 2/28/2021

Definition: 1. FY 2021-2022 Superintendent Proposed Budget

Account	Description	2018-2019 Actual	2019-2020 Actual	2020-2021 Budget	2021-2022 Proposed Budget	Difference	Percent Change
100.1000.1112.27.0.93.0000	TCHS-ADDED DEGREE CR	\$0	\$0	\$15,726	\$15,726	\$0	0.00
100.1000.1120.27.0.93.0000	SUB TEACHERS-MIDDLE	\$181,994	\$130,364	\$116,667	\$116,667	\$0	0.00
100.1200.1120.27.0.93.0000	CERTIFIED SALARIES: SUB	\$0	\$110	\$0	\$0	\$0	0.00
100.1000.1220.27.0.93.0000	SUB PARAS-MIDDLE SCH	\$6,724	\$4,173	\$3,884	\$3,884	\$0	0.00
100.2400.1224.27.0.96.0000	SUB SECRETARIES-MIDDLE	\$11,400	\$1,975	\$10,000	\$5,000	(\$5,000)	(50.00)
LOC: MIDDLE SCHOOLS - 27		\$200,117	\$136,622	\$146,277	\$141,277	(\$5,000)	(3.42)
<b>Grand Total:</b>		<b>\$200,117</b>	<b>\$136,622</b>	<b>\$146,277</b>	<b>\$141,277</b>	<b>(\$5,000)</b>	<b>(3.42)</b>

End of Report



# BARLOW MOUNTAIN ELEMENTARY SCHOOL

The logo for Barlow Mountain Elementary School is a circular emblem. It features a red mountain peak at the top, with the words "BARLOW MOUNTAIN" in blue, bold, sans-serif capital letters across the middle. Below that, the word "elementary" is written in a smaller, blue, lowercase sans-serif font. At the bottom of the circle, "RIDGEBELD CT" is written in a very small, blue, sans-serif font.

Barlow Mountain Elementary School

*FY 2021/2022 Budget*

## Barlow Mountain Elementary School Budget Summary Narrative 2021-2022

Barlow Mountain Elementary School is currently home to approximately 303 students in grades Kindergarten through Grade 5. Classrooms are heterogeneously grouped, with all classrooms engaging in specialized instruction for students with an IEP. The school staffs 1 principal, 1 part-time elementary supervisor, 1 part-time pre-k supervisor, and 20 certified classroom teachers (including 4 preschool teachers). In addition, there are 16 full time certified staff as follows: 1 nurse, 2 special education teachers, 2.5 school psychologists, 2.5 speech and language pathologists, 1 literacy interventionist, 1 literacy coach, 1 math specialist, 1 art teacher, 1 library learning commons teacher, 1 general music/ band teacher, 1 part time strings teacher, and 1 PE teacher. A kindergarten RISE classroom, including 5 students, was added for the 2020-2021 school year, adding 1 special education teacher. 18 paraeducators support students with IEP's in Pre-K, RISE, and K-5 classrooms, in addition to 6 supervisory paraeducators. 1 EL tutor supports 10 English language learners.

Each item proposed within can be connected to the development or maintenance of actions steps directly related to the school objectives. The greatest expenditure in any public school budget is found within its salary line. While this line contains the greatest cost, it also contains the school's greatest strength. It is these professionals, who work on behalf of the children of BMES who accomplish the true work that takes place in our schools each day. Regardless of their role, each staff member directly impacts students and is responsible for meeting their educational and social emotional needs.

The K-5 enrollment projection for 2021-2022 is expected to be 305.

**\*Graph depicts budget to budget counts**

<b>2020-2021 *</b>			
Grade	# of Students	# of sections	Avg. class size
K	49	3	16.33
1	46	3	15.33
2	52	3	17.33
3	52	3	17.33
4	54	3	18.00
5	50	2	25.00
<b>Totals</b>	<b>303</b>	<b>17</b>	<b>18.22</b>

<b>2021-2022</b>			
Grade	# of Students	# of sections	Avg. class size
K	48	3	16.00
1	47	3	15.67
2	51	3	17.00
3	54	3	18.00
4	51	3	17.00
5	54	3	18.00
<b>Totals</b>	<b>305</b>	<b>18</b>	<b>16.95</b>

RIDGEFIELD PUBLIC SCHOOLS  
RIDGEFIELD, CONNECTICUT

ELEMENTARY EDUCATION

2020-2021 Budgeted				BARLOW MOUNTAIN SCHOOL						2021-2022 Projected			
Enroll- ment	# of Classes	Average Class Size	Staff	Program	Enroll- ment	# of Classes	Average Class Size	Staff	Change				
CERTIFIED STAFF													
Classroom Teachers													
49	3	16.33	3.00	Kindergarten	48	3	16.00	3.00	0.00				
46	3	15.33	3.00	Grade 1	47	3	15.67	3.00	0.00				
52	3	17.33	3.00	Grade 2	51	3	17.00	3.00	0.00				
52	3	17.33	3.00	Grade 3	54	3	18.00	3.00	0.00				
54	3	18.00	3.00	Grade 4	51	3	17.00	3.00	0.00				
50	2	25.00	2.00	Grade 5	54	3	18.00	3.00	1.00				
-----	-----	-----	-----		-----	-----	-----	-----	-----				
303	17		17.00		305	18		18.00	1.00				
								0.50	0.17				
								1.00	0.00				
								0.30	0.00				
								1.03	0.00				
								2.00	0.00				
								1.00	0.00				
								-----	-----				
								22.83	24.00	1.17			
Schoolwide													
								1.00	1.00	0.00			
Administration													
								1.00	1.00	0.00			
								0.50	0.50	0.00			
								-----	-----				
								25.33	26.50	1.17			
NON-CERTIFIED STAFF													
								1.00	1.00	0.00			
Paraeducators													
								2.39	3.00	0.61			
								0.40	0.40	0.00			
								1.00	1.00	0.00			
								0.00	0.00	0.00			
								-----	-----				
								4.79	5.40	0.61			



**RIDGEFIELD PUBLIC SCHOOLS**

**\*\*\*\*BARLOW MOUNTAIN BUDGET**

Fiscal Year: 2020-2021

Print accounts with zero balance   
  Round to whole dollars   
  Account on new page  
 Exclude inactive accounts with zero balance

From Date: 12/1/2020

To Date: 12/31/2020

Definition: 1. FY 2021-2022 Superintendent Proposed Budget

Account	Description	2018-2019 Actual	2019-2020 Actual	2020-2021 Budget	2021-2022 Proposed Budget	Difference	Percent Change
100.1000.1110.11.0.02.0000	TEACHERS-K-5:BMES	\$1,685,696	\$1,561,240	\$1,683,347	\$1,751,006	\$67,659	4.02
100.2210.1120.11.0.02.0000	PD SUB SALARIES: BMES	\$0	\$100	\$0	\$0	\$0	0.00
100.2400.5301.11.0.96.0000	POSTAGE-BMES	\$1,378	\$1,181	\$1,500	\$1,500	\$0	0.00
100.1000.6110.11.0.02.0000	INSTR MAT-K-5:BMES	\$19,738	\$24,542	\$25,600	\$25,000	(\$600)	(2.34)
100.1000.6110.11.0.04.0000	INSTR MAT-ART:BMES	\$1,908	\$1,894	\$1,900	\$1,500	(\$400)	(21.05)
100.1000.6110.11.0.20.0000	INSTR MAT-MUSIC:BMES	\$1,794	\$1,788	\$1,800	\$1,500	(\$300)	(16.67)
100.1000.6110.11.0.24.0000	INSTR MAT-PHYSICAL ED:B	\$1,464	\$938	\$1,600	\$1,500	(\$100)	(6.25)
100.1000.6110.11.0.30.0000	INSTR MAT-READING:BMES	\$3,328	\$8,052	\$8,000	\$8,000	\$0	0.00
100.2220.6110.11.0.90.0000	SUPPLIES-LIBRARY:BMES	\$615	\$604	\$625	\$2,525	\$1,900	304.00
100.2400.6111.11.0.96.0000	OFFICE SUPPLIES:BMES	\$3,507	\$3,268	\$3,500	\$3,500	\$0	0.00
100.1000.6411.11.0.02.0000	SCHOOL BOOKS-K-5:BMES	\$12,682	\$12,944	\$14,000	\$14,000	\$0	0.00
100.2220.6420.11.0.90.0000	LIBRARY COLLECTIONS:BM	\$4,397	\$4,248	\$4,500	\$4,000	(\$500)	(11.11)
LOC: Barlow Mountain - 11		\$1,736,507	\$1,620,796	\$1,746,372	\$1,814,031	\$67,659	3.87
<b>Grand Total:</b>		\$1,736,507	\$1,620,796	\$1,746,372	\$1,814,031	\$67,659	3.87

End of Report

**BRANCHVILLE**  **BRANCHVILLE  
ELEMENTARY SCHOOL**  
EDUCATING EVERYONE TAKES EVERYONE • RIDGEFIELD • CT  
**ELEMENTARY** **SCHOOL**

Branchville Elementary School

*FY 2021/2022 Budget*

## Branchville Elementary School Budget Summary Narrative 2021-2022

Branchville Elementary School is currently home to approximately 346 students in grades Kindergarten through Grade 5. Classrooms are heterogeneously grouped, with 18 classes dedicated to support all students, including those that require specialized instruction as specified on the students' IEPs. The school staffs 1.5 administrators and 18 certified classroom teachers. In addition, the school staffs 13.43 full time certified staff as follows: 3.5 special education teachers, 1.6 school psychologist, 1 speech and language pathologist, 1 literacy interventionist, 1 literacy coach, 1 math specialist, 1 art teacher, 1 library learning commons teacher, 1 general music/band teacher, a part-time (.33) strings teacher, and 1 PE teacher. Students are supported by a part-time EL tutor, 7 special education paraeducators, and 6 part-time supervisory paraeducators.

Each item within the budget can be connected to the development or maintenance of actions steps directly related to the school objectives. The greatest expenditure in any public school budget is found within the salary line. While this line contains the greatest cost, it also contains the school's greatest strength. It is these professionals, working on behalf of the children at BES, who accomplish the true work that takes place in our school each day. Regardless of their role, each staff member directly impacts students and is responsible for meeting their educational and social emotional needs.

The budget request for the 2021-2022 school year is based on the projected enrollment of 353 students in grades K-5, and it maintains the current staffing levels.

**\*Graph depicts budget to budget counts**

<b>2020-2021*</b>			
Grade	# of Students	# of sections	Avg. class size
K	55	3	18.33
1	56	3	18.67
2	55	3	18.33
3	63	3	21.00
4	61	3	20.33
5	56	3	18.67
<b>Totals</b>	<b>346</b>	<b>18</b>	<b>19.22</b>

<b>2021-2022</b>			
Grade	# of Students	# of sections	Avg. class size
K	54	3	18.00
1	57	3	19.00
2	56	3	18.67
3	61	3	20.33
4	63	3	21.00
5	62	3	20.67
<b>Totals</b>	<b>353</b>	<b>18</b>	<b>19.61</b>

RIDGEFIELD PUBLIC SCHOOLS  
RIDGEFIELD, CONNECTICUT

ELEMENTARY EDUCATION

BRANCHVILLE SCHOOL

2020-2021 Budgeted

2021-2022 Projected

Enroll- ment	# of Classes	Average Class Size	Staff	Program	Enroll- ment	# of Classes	Average Class Size	Staff	Change
CERTIFIED STAFF									
Classroom Teachers									
55	3	18.33	3.00	Kindergarten	54	3	18.00	3.00	0.00
56	3	18.67	3.00	Grade 1	57	3	19.00	3.00	0.00
55	3	18.33	3.00	Grade 2	56	3	18.67	3.00	0.00
63	3	21.00	3.00	Grade 3	61	3	20.33	3.00	0.00
61	3	20.33	3.00	Grade 4	63	3	21.00	3.00	0.00
56	3	18.67	3.00	Grade 5	62	3	20.67	3.00	0.00
-----	-----	-----	-----		-----	-----	-----	-----	-----
346	18		18.00		353	18		18.00	0.00
			0.50	Art				1.00	0.50
			1.00	Music				1.00	0.00
			0.40	Instrumental				0.40	0.00
			1.03	Physical Education & Health				1.03	0.00
			2.00	Literacy				2.00	0.00
			1.00	Mathematics				1.00	0.00
			-----					-----	-----
			23.93	Total Classroom Teachers				24.43	0.50
				Schoolwide					
			1.00	Library Media Specialist				1.00	0.00
				Administration					
			1.00	Principal				1.00	0.00
			0.50	Elementary Supervisor				0.50	0.00
			-----					-----	-----
			26.43	TOTAL CERTIFIED STAFF				26.93	0.50
			-----					-----	-----
				NON-CERTIFIED STAFF					
			1.00	Secretary				1.00	0.00
				Paraeducators					
			2.53	Supervisory-lunch/recess				3.00	0.47
			0.40	Supervisory-transportation				0.40	0.00
			1.00	Office				1.00	0.00
			0.00	Instructional				0.00	0.00
			-----					-----	-----
			4.93	TOTAL NON-CERT. STAFF				5.40	0.47



## RIDGEFIELD PUBLIC SCHOOLS

**\*\*\*\*BRANCHVILLE BUDGET**

Fiscal Year: 2020-2021

- Print accounts with zero balance   
  Round to whole dollars   
  Account on new page  
 Exclude inactive accounts with zero balance

From Date: 12/1/2020

To Date: 12/31/2020

Definition: 1. FY 2021-2022 Superintendent Proposed Budget

Account	Description	2018-2019 Actual	2019-2020 Actual	2020-2021 Budget	2021-2022 Proposed Budget	Difference	Percent Change
100.1000.1110.12.0.02.0000	TEACHERS-K-5:BES	\$1,567,596	\$1,608,635	\$1,657,289	\$1,630,841	(\$26,448)	(1.60)
100.2400.5301.12.0.96.0000	POSTAGE-BES	\$752	\$791	\$800	\$800	\$0	0.00
100.1000.6110.12.0.02.0000	INSTR MAT-K-5:BES	\$20,923	\$23,430	\$24,000	\$24,000	\$0	0.00
100.1000.6110.12.0.04.0000	INSTR MAT-ART:BES	\$2,774	\$2,796	\$2,800	\$2,800	\$0	0.00
100.1000.6110.12.0.20.0000	INSTR MAT-MUSIC:BES	\$587	\$280	\$650	\$650	\$0	0.00
100.1000.6110.12.0.24.0000	INSTR MAT-PHYSICAL ED:B	\$1,774	\$1,776	\$1,800	\$1,800	\$0	0.00
100.1000.6110.12.0.30.0000	INSTR MAT-READING:BES	\$3,385	\$2,705	\$4,000	\$4,000	\$0	0.00
100.2220.6110.12.0.90.0000	SUPPLIES-LIBRARY:BES	\$2,814	\$2,992	\$3,200	\$3,200	\$0	0.00
100.2400.6111.12.0.96.0000	OFFICE SUPPLIES:BES	\$4,204	\$4,907	\$4,973	\$4,973	\$0	0.00
100.1000.6411.12.0.02.0000	SCHOOL BOOKS-K-5:BES	\$21,023	\$21,947	\$22,500	\$22,500	\$0	0.00
100.2220.6420.12.0.90.0000	LIBRARY COLLECTIONS:BE	\$4,141	\$4,927	\$5,000	\$5,000	\$0	0.00
100.2400.7392.12.0.96.0000	EQUIP-ADMIN	\$470	\$0	\$0	\$0	\$0	0.00
LOC: Branchville - 12		\$1,630,444	\$1,675,187	\$1,727,012	\$1,700,564	(\$26,448)	(1.53)
<b>Grand Total:</b>		\$1,630,444	\$1,675,187	\$1,727,012	\$1,700,564	(\$26,448)	(1.53)

End of Report

# FARMINGVILLE ELEMENTARY SCHOOL



Farmingville Elementary School

*FY 2021/2022 Budget*

## Farmingville Elementary School Budget Summary Narrative 2021-2022

Farmingville Elementary School is currently home to 273 students in grades Kindergarten through Grade 5. Classrooms are heterogeneously grouped, with two class spaces dedicated to specialized instruction for students with an IEP; one of these classroom spaces houses RISE (Ridgefield Intensive Special Education). The school staffs 1.5 administrators and 16 certified classroom teachers. In addition, there are 12.3 full-time certified staff as follows: 3 special education teachers (including 1 RISE special education teacher), 1.5 school psychologists, 1 speech and language pathologist, 1 literacy interventionist, 1 literacy coach, 1 math specialist, .5 art teacher, 1 library media specialist, 1.3 general music/band/strings teachers, and 1 PE teacher. Students are also supported by a .25 EL tutor, 5 classroom paraeducators, 6 RISE paraeducators and 6 part time supervisory paraeducators.

Each item proposed can be connected to the development or maintenance of the school objectives. The greatest expenditure in any public school budget is found within the salary line. While this line contains the greatest cost, it also contains the school's greatest strength. It is these professionals, who work on behalf of the children of FES who accomplish the true work that takes place in our schools each day. Regardless of their role, each staff member directly impacts students and is responsible for meeting their educational and social emotional needs.

The K-5 enrollment projection for 2021-2022 is expected to be 297 total students.

**\*Graph depicts budget to budget counts**

<b>2020-2021*</b>			
Grade	# of Students	# of sections	Avg. class size
K	46	3	15.33
1	44	3	14.67
2	44	2	22.00
3	56	3	18.67
4	35	2	17.50
5	48	2	24.00
<b>Totals</b>	<b>273</b>	<b>15</b>	<b>18.70</b>

<b>2021-2022</b>			
Grade	# of Students	# of sections	Avg. class size
K	44	3	14.67
1	57	3	19.00
2	54	3	18.00
3	49	2	24.50
4	59	3	19.67
5	34	2	17.00
<b>Totals</b>	<b>297</b>	<b>16</b>	<b>18.81</b>

RIDGEFIELD PUBLIC SCHOOLS  
RIDGEFIELD, CONNECTICUT

ELEMENTARY EDUCATION

FARMINGVILLE SCHOOL

2020-2021 Budgeted				2021-2022 Projected					
Enroll- ment	# of Classes	Average Class Size	Staff	Program	Enroll- ment	# of Classes	Average Class Size	Staff	Change
CERTIFIED STAFF									
Classroom Teachers									
46	3	15.33	3.00	Kindergarten	44	3	14.67	3.00	0.00
44	3	14.67	3.00	Grade 1	57	3	19.00	3.00	0.00
44	2	22.00	2.00	Grade 2	54	3	18.00	3.00	1.00
56	3	18.67	3.00	Grade 3	49	2	24.50	2.00	-1.00
35	2	17.50	2.00	Grade 4	59	3	19.67	3.00	1.00
48	2	24.00	2.00	Grade 5	34	2	17.00	2.00	0.00
-----	-----	-----	-----		-----	-----	-----	-----	-----
273	15		15.00		297	16		16.00	1.00
			0.50	Art				0.33	-0.17
			1.00	Music				1.00	0.00
			0.40	Instrumental				0.40	0.00
			1.03	Physical Education & Health				1.03	0.00
			2.00	Literacy				2.00	0.00
			1.00	Mathematics				1.00	0.00
			-----					-----	-----
			20.93	Total Classroom Teachers				21.76	0.83
				Schoolwide					
			1.00	Library Media Specialist				1.00	0.00
				Administration					
			1.00	Principal				1.00	0.00
			0.50	Elementary Supervisor				0.50	0.00
			-----					-----	-----
			23.43	TOTAL CERTIFIED STAFF				24.26	0.83
			-----					-----	-----
				NON-CERTIFIED STAFF					
			1.00	Secretary				1.00	0.00
				Paraeducators					
			1.97	Supervisory-lunch/recess				3.00	1.03
			0.33	Supervisory-transportation				0.33	0.00
			1.00	Office				1.00	0.00
			0.00	Instructional				0.00	0.00
			-----					-----	-----
			5.33	TOTAL NON-CERT. STAFF				5.33	1.03



## RIDGEFIELD PUBLIC SCHOOLS

### \*\*\*\*FARMINGVILLE BUDGET

Fiscal Year: 2020-2021

Print accounts with zero balance     Round to whole dollars     Account on new page

Exclude inactive accounts with zero balance

From Date: 12/1/2020

To Date: 12/31/2020

Definition: 1. FY 2021-2022 Superintendent Proposed Budget

Account	Description	2018-2019 Actual	2019-2020 Actual	2020-2021 Budget	2021-2022 Proposed Budget	Difference	Percent Change
100.1000.1110.13.0.02.0000	TEACHERS-K-5:FES	\$1,417,525	\$1,446,872	\$1,421,363	\$1,537,052	\$115,689	8.14
100.1000.4300.13.0.02.0000	EQUIP REP-K-5:FES	(\$12)	\$0	\$0	\$0	\$0	0.00
100.1000.4300.13.0.20.0000	EQUIP REP-MUSIC:FES	\$0	\$281	\$350	\$350	\$0	0.00
100.2400.5301.13.0.96.0000	POSTAGE-FES	\$416	\$275	\$250	\$250	\$0	0.00
100.1000.6110.13.0.02.0000	INSTR MAT-K-5:FES	\$26,427	\$18,007	\$20,266	\$20,266	\$0	0.00
100.1000.6110.13.0.04.0000	INSTR MAT-ART:FES	\$1,999	\$1,798	\$1,700	\$1,700	\$0	0.00
100.1000.6110.13.0.20.0000	INSTR MAT-MUSIC:FES	\$1,152	\$1,614	\$1,121	\$1,121	\$0	0.00
100.1000.6110.13.0.24.0000	INSTR MAT-PHYSICAL ED:F	\$654	\$0	\$750	\$750	\$0	0.00
100.1000.6110.13.0.30.0000	INSTR MAT-READING:FES	\$3,195	\$3,982	\$4,200	\$4,200	\$0	0.00
100.2220.6110.13.0.90.0000	SUPPLIES-LIBRARY:FES	\$2,550	\$799	\$2,650	\$2,650	\$0	0.00
100.2400.6111.13.0.96.0000	OFFICE SUPPLIES:FES	\$1,174	\$1,569	\$2,450	\$2,450	\$0	0.00
100.1000.6411.13.0.02.0000	SCHOOL BOOKS-K-5:FES	\$15,825	\$13,935	\$16,100	\$16,100	\$0	0.00
100.2220.6420.13.0.90.0000	LIBRARY COLLECTIONS:FE	\$5,967	\$5,524	\$6,000	\$6,000	\$0	0.00
LOC: Farmingville - 13		\$1,476,873	\$1,494,656	\$1,477,200	\$1,592,889	\$115,689	7.83
<b>Grand Total:</b>		<b>\$1,476,873</b>	<b>\$1,494,656</b>	<b>\$1,477,200</b>	<b>\$1,592,889</b>	<b>\$115,689</b>	<b>7.83</b>

End of Report

**RIDGEBURY**   
**ELEMENTARY** **SCHOOL**

Ridgebury Elementary School

*FY 2021/2022 Budget*

## Ridgebury School Budget Narrative 2021 - 2022

The Ridgebury Elementary School's Strategic Plan drives the budget development and proposal process for RES. Each item proposed within can be connected to the development or maintenance of actions steps directly related to our plan's strategic actions and objectives. The greatest expenditure in any public school's budget is found within its salary line. While this line contains the greatest cost, it also contains the school's greatest resources. It is these professionals, who work on behalf of the children of RES, who accomplish the true work that takes place in our schools each day. Regardless of their role, each staff member directly impacts students and is responsible for meeting their educational and social emotional needs.

Ridgebury Elementary School is currently home to 368 students in Grades Kindergarten through Grade 5. Classrooms are heterogeneously grouped, with four class spaces dedicated to specialized instruction for students with an IEP, one of these classrooms housing the district RISE program (Ridgefield Intensive Special Education). The school staff 1.5 administrators and 18 certified classroom teachers. In addition, the school staff 14.4 full time certified staff as follows: 4 Special Education teachers, 1.6 school psychologist, 2 Speech and Language pathologists, 1 literacy interventionist, 1 literacy coach, 1 math specialist, .5 art teacher, 1 library learning commons teacher, 1.3 general music band/strings teacher, 1 PE teacher. Students are supported by .25 EL tutor, 12 paraeducators, 6 supervisory para professionals.

The budget request for RES for the 2021-2022 school year is based on the projected enrollment of 344 students in grades K-5 and maintains the current staffing level with the exception of an increase in lunch and recess supervision paraeducators

**\*Graph depicts budget to budget counts**

<b>2020-2021 *</b>			
Grade	# of Students	# of sections	Avg. class size
K	54	3	18.00
1	58	3	19.33
2	60	3	20.00
3	58	3	19.33
4	65	3	21.67
5	73	3	24.33
<b>Totals</b>	<b>368</b>	<b>18</b>	<b>20.44</b>

<b>2021-2022</b>			
Grade	# of Students	# of sections	Avg. class size
K	54	3	18.00
1	49	3	16.33
2	54	3	18.00
3	63	3	21.00
4	58	3	19.33
5	66	3	22.00
<b>Totals</b>	<b>344</b>	<b>18</b>	<b>19.11</b>

RIDGEFIELD PUBLIC SCHOOLS  
RIDGEFIELD, CONNECTICUT

ELEMENTARY EDUCATION

RIDGEBURY SCHOOL

2020-2021 Budgeted				2021-2022 Projected					
Enroll- ment	# of Classes	Average Class Size	Staff	Program	Enroll- ment	# of Classes	Average Class Size	Staff	Change
CERTIFIED STAFF									
Classroom Teachers									
54	3	18.00	3.00	Kindergarten	54	3	18.00	3.00	0.00
58	3	19.33	3.00	Grade 1	49	3	16.33	3.00	0.00
60	3	20.00	3.00	Grade 2	54	3	18.00	3.00	0.00
58	3	19.33	3.00	Grade 3	63	3	21.00	3.00	0.00
65	3	21.67	3.00	Grade 4	58	3	19.33	3.00	0.00
73	3	24.33	3.00	Grade 5	66	3	22.00	3.00	0.00
-----	-----	-----	-----		-----	-----	-----	-----	-----
368	18		18.00		344	18		18.00	0.00
			0.50	Art				1.00	0.50
			1.00	Music				1.00	0.00
			0.30	Instrumental				0.30	0.00
			1.03	Physical Education & Health				1.03	0.00
			2.00	Literacy				2.00	0.00
			1.00	Mathematics				1.00	0.00
			-----					-----	-----
			23.83	Total Classroom Teachers				24.33	0.50
				Schoolwide					
			1.00	Library Media Specialist				1.00	0.00
				Administration					
			1.00	Principal				1.00	0.00
			0.50	Elementary Supervisor				0.50	0.00
			-----					-----	-----
			26.33	TOTAL CERTIFIED STAFF				26.83	0.50
NON-CERTIFIED STAFF									
			1.00	Secretary				1.00	0.00
				Paraeducators					
			2.32	Supervisory-lunch/recess				3.00	0.68
			0.36	Supervisory-transportation				0.36	0.00
			1.00	Office				1.00	0.00
			0.00	Instructional				0.00	0.00
			-----					-----	-----
			4.68	TOTAL NON-CERT. STAFF				5.36	0.68



## RIDGEFIELD PUBLIC SCHOOLS

**\*\*\*\*RIDGEBURY BUDGET**

Fiscal Year: 2020-2021

Print accounts with zero balance     Round to whole dollars     Account on new page

Exclude inactive accounts with zero balance


From Date: 12/1/2020

To Date: 12/31/2020

Definition: 1. FY 2021-2022 Superintendent Proposed Budget

Account	Description	2018-2019 Actual	2019-2020 Actual	2020-2021 Budget	2021-2022 Proposed Budget	Difference	Percent Change
100.1000.1110.14.0.02.0000	TEACHERS-K-5:RES	\$1,593,845	\$1,551,181	\$1,687,154	\$1,723,256	\$36,102	2.14
100.1000.4300.14.0.20.0000	EQUIP REP-MUSIC:RES	\$437	\$256	\$600	\$600	\$0	0.00
100.2400.5301.14.0.96.0000	POSTAGE-RES	\$959	\$1,604	\$980	\$1,000	\$20	2.04
100.1000.6110.14.0.02.0000	INSTR MAT-K-5:RES	\$23,728	\$24,268	\$24,210	\$25,200	\$990	4.09
100.1000.6110.14.0.04.0000	INSTR MAT-ART:RES	\$3,080	\$3,212	\$3,000	\$3,000	\$0	0.00
100.1000.6110.14.0.20.0000	INSTR MAT-MUSIC:RES	\$824	\$196	\$1,000	\$1,000	\$0	0.00
100.1000.6110.14.0.24.0000	INSTR MAT-PHYSICAL ED:R	\$1,048	\$880	\$1,000	\$1,000	\$0	0.00
100.1000.6110.14.0.30.0000	INSTR MAT-READING:RES	\$5,064	\$4,512	\$4,700	\$4,700	\$0	0.00
100.2220.6110.14.0.90.0000	SUPPLIES-LIBRARY:RES	\$5,289	\$5,383	\$5,305	\$3,500	(\$1,805)	(34.02)
100.2400.6111.14.0.96.0000	OFFICE SUPPLIES:RES	\$4,077	\$3,129	\$4,000	\$5,000	\$1,000	25.00
100.1000.6411.14.0.02.0000	SCHOOL BOOKS-K-5:RES	\$16,647	\$16,168	\$16,950	\$14,995	(\$1,955)	(11.53)
100.2220.6420.14.0.90.0000	LIBRARY COLLECTIONS:RE	\$3,246	\$3,081	\$3,250	\$5,000	\$1,750	53.85
LOC: Ridgebury - 14		\$1,658,244	\$1,613,869	\$1,752,149	\$1,788,251	\$36,102	2.06
<b>Grand Total:</b>		\$1,658,244	\$1,613,869	\$1,752,149	\$1,788,251	\$36,102	2.06

End of Report

**SCOTLAND**  **SCHOOL**  
**ELEMENTARY**

Scotland Elementary School

*FY 2021/2022 Budget*

## Scotland Elementary School Budget Summary Narrative 2021-2022

Scotland Elementary School is currently home to approximately 336 students in grades Kindergarten through Grade 5. Classrooms are heterogeneously grouped, with two classrooms dedicated to specialized instruction for students with an IEP: one of these spaces has 2.5 special education teachers, and one classroom is dedicated to the R.I.S.E. program (Ridgefield Intensive Special Education) with 1 additional special education teacher. The school staffs 1.5 administrators and 18 certified classroom teachers. In addition, there are 33.23 staff as follows: 3.5 special education teachers, 1.5 school psychologist, 1.4 speech and language pathologists, 1 literacy interventionist, 1 literacy coach, 1 math specialist, .5 art teacher, 1 library learning commons teacher, 1.33 general music/band/strings teachers, and 1 PE teacher. Six students are supported by 1 EL tutor, and Scotland is home to 10 paraeducators, and 6 supervisory paraeducators. In addition, the school's office is staffed by 1 secretary, 1 clerical paraeducator, and a school nurse.

Each item in the budget is directly connected to Scotland's goals for planning, designing, implementing or maintaining all teaching and learning experiences within our school and district. We know at SES that a student's academic journey is impacted most by the teachers they encounter on a daily basis. These educators are the professionals who commit themselves to the students of Scotland. The greatest expenditure in any public school budget is the salary line as it encompasses a school's greatest strengths; and we are committed to having the best educators in front of our students at all times. It is these professionals, who work on behalf of the children of SES who accomplish the true work that takes place in our school each day. Regardless of their role, each staff member directly impacts students and is responsible for meeting their educational and social emotional needs.

The K-5 Enrollment projection for 2021-2022 is expected to be 343. The budget request for the 2021-2022 school year is based on this projection as well as the students who withdrew this year due to COVID-19, and a family's desire to homeschool based on this virus and maintains current staffing levels.

**\*Graph depicts budget to budget counts**

2020-2021*			
Grade	# of Students	# of sections	Avg. class size
K	57	3	19.00
1	47	3	15.67
2	61	3	20.33
3	55	3	18.33
4	58	3	19.33
5	58	3	19.33
<b>Totals</b>	<b>336</b>	<b>18</b>	<b>18.67</b>

2021-2022			
Grade	# of Students	# of sections	Avg. class size
K	56	3	18.67
1	47	3	15.67
2	61	3	20.33
3	60	3	20.00
4	60	3	20.00
5	59	3	19.67
<b>Totals</b>	<b>343</b>	<b>18</b>	<b>19.16</b>

RIDGEFIELD PUBLIC SCHOOLS  
RIDGEFIELD, CONNECTICUT

ELEMENTARY EDUCATION

SCOTLAND SCHOOL

2020-2021 Budgeted				2021-2022 Projected					
Enroll- ment	# of Classes	Average Class Size	Staff	Program	Enroll- ment	# of Classes	Average Class Size	Staff	Change
CERTIFIED STAFF									
Classroom Teachers									
57	3	19.00	3.00	Kindergarten	56	3	18.67	3.00	0.00
47	3	15.67	3.00	Grade 1	47	3	15.67	3.00	0.00
61	3	20.33	3.00	Grade 2	61	3	20.33	3.00	0.00
55	3	18.33	3.00	Grade 3	60	3	20.00	3.00	0.00
58	3	19.33	3.00	Grade 4	60	3	20.00	3.00	0.00
58	3	19.33	3.00	Grade 5	59	3	19.67	3.00	0.00
-----	-----	-----	-----		-----	-----	-----	-----	-----
336	18		18.00		343	18		18.00	0.00
			0.50	Art				0.67	0.17
			1.00	Music				1.00	0.00
			0.30	Instrumental				0.30	0.00
			1.03	Physical Education				1.03	0.00
			2.00	Literacy				2.00	0.00
			1.00	Mathematics				1.00	0.00
			-----					-----	-----
			23.83	Total Classroom Teachers				24.00	0.17
Schoolwide									
			1.00	Library Media Specialist				1.00	0.00
Administration									
			1.00	Principal				1.00	0.00
			0.50	Elementary Supervisor				0.50	0.00
-----	-----	-----	-----		-----	-----	-----	-----	-----
336			26.33	TOTAL CERTIFIED STAFF	343			26.50	0.17
NON-CERTIFIED STAFF									
			1.00	Secretary				1.00	0.00
Paraeducators									
			2.36	Supervisory-lunch/recess				3.00	0.64
			0.49	Supervisory-transportation				0.49	0.00
			1.00	Office				1.00	0.00
			0.00	Instructional				0.00	0.00
			-----					-----	-----
			5.49	TOTAL NON-CERT. STAFF				5.49	0.64



## RIDGEFIELD PUBLIC SCHOOLS

**\*\*\*\*SCOTLAND BUDGET**

Fiscal Year: 2020-2021

Print accounts with zero balance   
  Round to whole dollars   
  Account on new page  
 Exclude inactive accounts with zero balance

From Date: 12/1/2020

To Date: 12/31/2020

Definition: 1. FY 2021-2022 Superintendent Proposed Budget

Account	Description	2018-2019 Actual	2019-2020 Actual	2020-2021 Budget	2021-2022 Proposed Budget	Difference	Percent Change
100.1000.1110.15.0.02.0000	TEACHERS-K-5:SES	\$1,409,980	\$1,538,035	\$1,644,064	\$1,715,275	\$71,211	4.33
100.2400.5301.15.0.96.0000	POSTAGE-SES	\$455	\$481	\$500	\$500	\$0	0.00
100.1000.6110.15.0.02.0000	INSTR MAT-K-5:SES	\$17,853	\$18,811	\$25,000	\$25,000	\$0	0.00
100.1000.6110.15.0.04.0000	INSTR MAT-ART:SES	\$1,500	\$1,462	\$1,500	\$2,000	\$500	33.33
100.1000.6110.15.0.20.0000	INSTR MAT-MUSIC:SES	\$1,449	\$246	\$1,500	\$1,500	\$0	0.00
100.1000.6110.15.0.24.0000	INSTR MAT-PHYSICAL ED:S	\$496	\$0	\$1,000	\$1,000	\$0	0.00
100.1000.6110.15.0.30.0000	INSTR MAT-READING:SES	\$5,931	\$5,881	\$6,000	\$6,000	\$0	0.00
100.2220.6110.15.0.90.0000	SUPPLIES-LIBRARY:SES	\$964	\$991	\$3,000	\$4,500	\$1,500	50.00
100.2400.6111.15.0.96.0000	OFFICE SUPPLIES:SES	\$3,383	\$2,955	\$6,000	\$6,000	\$0	0.00
100.1000.6411.15.0.02.0000	SCHOOL BOOKS-K-5:SES	\$3,409	\$10,007	\$20,242	\$18,242	(\$2,000)	(9.88)
100.2220.6420.15.0.90.0000	LIBRARY COLLECTIONS:SE	\$3,936	\$3,983	\$4,000	\$4,000	\$0	0.00
LOC: Scotland - 15		\$1,449,356	\$1,582,852	\$1,712,806	\$1,784,017	\$71,211	4.16
<b>Grand Total:</b>		<b>\$1,449,356</b>	<b>\$1,582,852</b>	<b>\$1,712,806</b>	<b>\$1,784,017</b>	<b>\$71,211</b>	<b>4.16</b>

End of Report

# VETERANS PARK ELEMENTARY SCHOOL



Veterans Park Elementary School

*FY 2021/2022 Budget*

## Veterans Park Elementary School Budget Summary Narrative 2021-2022

Veterans Park Elementary School is currently home to approximately 262 students in grades Kindergarten through Grade 5. Classrooms are heterogeneously grouped. The school staffs 1.5 administrators and 13 certified classroom teachers. In addition, the school staffs 11.2 FTE certified staff as follows: 2.0 FTE special education teachers, 1.4 school psychologists, 1.0 FTE speech and language pathologist, 1 literacy interventionist, 1 literacy coach, 1 math specialist, .5 FTE art teacher, 1 library learning commons teacher, 1 general music/band teacher, .3 FTE strings teacher, 1 PE teacher. Seven students are supported by an EL tutor who is at VPES for 8 hours/week. In addition, the school staffs 6 classroom paraeducators and 6 supervisory paraeducators.

Each item proposed within can be connected to the development or maintenance of actions steps directly related to the school objectives. The greatest expenditure in any public school budget is found within the salary line. While this line contains the greatest cost, it also contains the school's greatest strength. It is these professionals, who work on behalf of the children of Veterans Park Elementary School, who accomplish the true work that takes place in our schools each day. Regardless of their role, each staff member directly impacts students and is responsible for meeting their educational and social emotional needs.

The budget request for the 2021-2022 school year is based on the projected enrollment of 243 students in grades K-5. It is expected that a significant number of the 30 students who withdrew from Veterans Park this fall will return when parent concerns regarding COVID-19 is reduced and home schooling is no longer a needed option.

**\*Graph depicts budget to budget counts**

2020-2021*			
Grade	# of Students	# of sections	Avg. class size
K	33	2	16.50
1	43	3	14.33
2	33	2	16.50
3	47	3	15.67
4	58	3	19.33
5	48	2	24.00
<b>Totals</b>	<b>262</b>	<b>15</b>	<b>17.72</b>

2021-2022			
Grade	# of Students	# of sections	Avg. class size
K	34	2	17.00
1	36	2	18.00
2	32	2	16.00
3	42	2	21.00
4	39	2	19.50
5	60	3	20.00
<b>Totals</b>	<b>243</b>	<b>13</b>	<b>18.58</b>

RIDGEFIELD PUBLIC SCHOOLS  
RIDGEFIELD, CONNECTICUT

ELEMENTARY EDUCATION

VETERANS PARK SCHOOL

2020-2021 Budgeted				2021-2022 Projected					
Enroll- ment	# of Classes	Average Class Size	Staff	Program	Enroll- ment	# of Classes	Average Class Size	Staff	Change
CERTIFIED STAFF									
Classroom Teachers									
33	2	16.50	2.00	Kindergarten	34	2	17.00	2.00	0.00
43	3	14.33	3.00	Grade 1	36	2	18.00	2.00	-1.00
33	2	16.50	2.00	Grade 2	32	2	16.00	2.00	0.00
47	3	15.67	3.00	Grade 3	42	2	21.00	2.00	-1.00
58	3	19.33	3.00	Grade 4	39	2	19.50	2.00	-1.00
48	2	24.00	2.00	Grade 5	60	3	20.00	3.00	1.00
-----	-----	-----	-----		-----	-----	-----	-----	-----
262	15		15.00		243	13		13.00	-2.00
			0.50	Art				0.33	-0.17
			1.00	Music				1.00	0.00
			0.30	Instrumental				0.30	0.00
			1.03	Physical Education & Health				1.03	0.00
			2.00	Literacy				2.00	0.00
			1.00	Mathematics				1.00	0.00
			-----					-----	-----
			20.83	Total Classroom Teachers				18.66	-2.17
Schoolwide									
			1.00	Library Media Specialist				1.00	0.00
Administration									
			1.00	Principal				1.00	0.00
			0.50	Elementary Supervisor				0.50	0.00
			-----					-----	-----
262			23.33	TOTAL CERTIFIED STAFF	243			21.16	-2.17
NON-CERTIFIED STAFF									
			1.00	Secretary				1.00	0.00
				Paraeducator					
			2.44	Supervisory-lunch/recess				3.00	0.56
			0.35	Supervisory-transportation				0.35	0.00
			1.00	Office				1.00	0.00
			0.00	Instructional				0.00	0.00
			-----					-----	-----
			4.79	TOTAL NON-CERT. STAFF				5.35	0.56



**RIDGEFIELD PUBLIC SCHOOLS**

**\*\*\*\*VETERANS PARK BUDGET**

Fiscal Year: 2020-2021

Print accounts with zero balance   
  Round to whole dollars   
  Account on new page  
 Exclude inactive accounts with zero balance

From Date: 12/1/2020


To Date: 12/31/2020

Definition: 1. FY 2021-2022 Superintendent Proposed Budget

Account	Description	2018-2019 Actual	2019-2020 Actual	2020-2021 Budget	2021-2022 Proposed Budget	Difference	Percent Change
100.1000.1110.16.0.02.0000	TEACHERS-K-5:VPES	\$1,269,507	\$1,235,006	\$1,409,166	\$1,360,236	(\$48,930)	(3.47)
100.1000.4300.16.0.20.0000	EQUIP REP-MUSIC:VPES	\$545	\$713	\$700	\$700	\$0	0.00
100.2400.5301.16.0.96.0000	POSTAGE-VPS	\$813	\$952	\$500	\$500	\$0	0.00
100.1000.6110.16.0.02.0000	INSTR MAT-K-5:VPES	\$20,218	\$19,447	\$19,274	\$19,274	\$0	0.00
100.1000.6110.16.0.04.0000	INSTR MAT-ART:VPES	\$2,165	\$2,170	\$2,175	\$2,175	\$0	0.00
100.1000.6110.16.0.20.0000	INSTR MAT-MUSIC:VPES	\$772	\$773	\$810	\$810	\$0	0.00
100.1000.6110.16.0.24.0000	INSTR MAT-PHYSICAL ED:V	\$1,472	\$1,475	\$700	\$700	\$0	(0.01)
100.1000.6110.16.0.30.0000	INSTR MAT-READING:VPES	\$3,588	\$3,473	\$3,533	\$3,534	\$1	0.02
100.2220.6110.16.0.90.0000	SUPPLIES-LIBRARY:VPES	\$3,681	\$3,620	\$3,679	\$3,079	(\$600)	(16.31)
100.2400.6111.16.0.96.0000	OFFICE SUPPLIES:VPES	\$4,318	\$4,171	\$4,324	\$4,924	\$600	13.88
100.1000.6411.16.0.02.0000	SCHOOL BOOKS-K-5:VPES	\$10,821	\$10,988	\$12,335	\$12,335	\$1	0.00
100.2220.6420.16.0.90.0000	LIBRARY COLLECTIONS:VP	\$4,919	\$5,414	\$5,736	\$5,736	\$0	0.00
LOC: Veterans Park - 16		\$1,322,820	\$1,288,202	\$1,462,932	\$1,414,003	(\$48,929)	(3.34)
<b>Grand Total:</b>		\$1,322,820	\$1,288,202	\$1,462,932	\$1,414,003	(\$48,929)	(3.34)

End of Report

# EAST RIDGE MIDDLE SCHOOL

A black and white line drawing of a tiger in a pouncing pose, facing left. The tiger is standing on its hind legs, with its front paws extended forward. It has a long, curved tail with stripes. The drawing is positioned between the words 'MIDDLE' and 'SCHOOL' in the school's logo.

East Ridge Middle School

*FY 2021/2022 Budget*

## East Ridge Middle School Budget Summary Narrative 2021-2022

East Ridge Middle School is a place where students and staff work together to achieve the Ridgefield Public School's Vision of the Graduate. An interdisciplinary team approach is used for teaching which creates smaller learning communities. These communities help students develop into capable and contributing members of our larger school community and citizens of the world who practice compassion, honesty, responsibility, and citizenship.

For the 2021-2022 school year we have four curricular priorities:

- **Literacy and English-** Meeting the needs of all learners requires continuous updating of classroom and school libraries, as well as providing appropriately leveled reading materials for all curricular areas that meet each student's individual needs.
- **Music-** Aging equipment will be replaced that is critical to the instruction of music.
- **World Language-** Providing an increase of authentic opportunities for conversation, speaking and listening will enhance students' ability to authentically engage in conversations in the target language.
- **Social Emotional Learning (SEL) -** We will continue to implement the Yale Center for Emotional Intelligence RULER program for social emotional education with our students. For the 21-22 school year, we will extend our training to include support staff, parents and the community.

<b>2020-2021*</b>			
Grade	# of Students	# of FTE**	Avg. class size (range)
6	172	12.10	17.33-24.50
7	181	12.30	15.0-25.0
8	192	12.90	12.50-24.17
<b>Totals</b>	<b>545</b>	<b>37.30</b>	<b>12.50-25.0</b>

<b>2021-2022*</b>			
Grade	# of Students	# of FTE**	Avg. class size (range)
6	155	11.60	16.67-24.00
7	169	12.10	15.00-21.60
8	181	12.70	12.50-22.67
<b>Totals</b>	<b>505</b>	<b>36.4</b>	<b>12.50-24.00</b>

\* Charts depict budget to budget counts/includes all disciplines/departments

\*\* Total certified classroom staff

RIDGEFIELD PUBLIC SCHOOLS  
RIDGEFIELD, CONNECTICUT

MIDDLE SCHOOL EDUCATION

EAST RIDGE MIDDLE SCHOOL

ENROLLMENT AND STAFFING  
6TH GRADE

2020-2021 Budgeted				2021-2022 Projected						
Enroll- ment	# of Classes	Average Class Size	Staff	Program	Enroll- ment	# of Classes	Average Class Size	Staff	Change	
				<b>CERTIFIED STAFF</b> Classroom Teachers						
172	8.00	21.50	2.000	English	155	8.00	19.38	2.000	0.000	
129	6.00	21.50	1.500	Math 6	114	6.00	19.00	1.500	0.000	
43	2.00	21.50	0.500	Math 6 AC	41	2.00	20.50	0.500	0.000	
<u>172</u>			<u>2.000</u>		<u>155</u>			<u>2.000</u>	<u>0.000</u>	
172	8.00	21.50	2.000	Science	155	8.00	19.38	2.000	0.000	
172	8.00	21.50	2.000	Social Studies	155	8.00	19.38	2.000	0.000	
172	8.00	21.50	0.400	Art	155	8.00	19.38	0.400	0.000	
172	8.00	21.50	0.400	Life Education / Health	155	8.00	19.38	0.400	0.000	
0	0.00	0.00	0.000	Family and Cons. Sci.	0	0.00	0.00	0.000	0.000	
20	1.00	20.00	0.100	Music Elements 6	20	1.00	20.00	0.100	0.000	
60	3.00	20.00	0.300	Band 6	50	3.00	16.67	0.300	0.000	
52	3.00	17.33	0.300	Chorus 6	48	2.00	24.00	0.200	-0.100	
40	2.00	20.00	0.200	Orchestra 6	37	2.00	18.50	0.200	0.000	
<u>172</u>			<u>0.900</u>		<u>155</u>			<u>0.800</u>	<u>-0.100</u>	
172	8.00	21.50	0.800	Physical Education	155	8.00	19.38	0.800	0.000	
				World Language						
48	2.00	24.00	0.400	French	43	2.00	21.50	0.400	0.000	
124	6.00	20.67	1.200	Spanish	112	5.00	22.40	1.000	-0.200	
<u>172</u>			<u>1.600</u>		<u>155</u>			<u>1.400</u>	<u>-0.200</u>	
				<b>12.100 Total Classroom Teachers</b>				<b>11.800</b>		<b>-0.300</b>



RIDGEFIELD PUBLIC SCHOOLS  
RIDGEFIELD, CONNECTICUT

MIDDLE SCHOOL EDUCATION

EAST RIDGE MIDDLE SCHOOL

ENROLLMENT AND STAFFING  
7TH GRADE

2020-2021 Budgeted				2021-2022 Projected					
Enroll- ment	# of Classes	Average Class Size	Staff	Program	Enroll- ment	# of Classes	Average Class Size	Staff	Change
<b>CERTIFIED STAFF</b>									
Classroom Teachers									
181	8.00	22.63	2.000	English	169	8.00	21.13	2.000	0.000
111	5.00	22.20	1.250	Math 7	108	5.00	21.60	1.250	0.000
50	2.00	25.00	0.500	Math 7 AC	41	2.00	20.50	0.500	0.000
20	1.00	20.00	0.250	Algebra	20	1.00	20.00	0.250	0.000
<u>181</u>			<u>2.000</u>		<u>169</u>			<u>2.000</u>	<u>0.000</u>
181	8.00	22.63	2.000	Science	169	8.00	21.13	2.000	0.000
181	8.00	22.63	2.000	Social Studies	169	8.00	21.13	2.000	0.000
181	10.00	18.10	0.500	Art	169	9.00	18.78	0.450	-0.050
181	10.00	18.10	0.250	Life Education/Health	169	9.00	18.78	0.225	-0.025
181	10.00	18.10	0.250	Family & Cons. Sci	169	9.00	18.78	0.225	-0.025
15	1.00	15.00	0.100	Music Elements 7	15	1.00	15.00	0.100	0.000
63	3.00	21.00	0.300	Band 7	60	3.00	20.00	0.300	0.000
60	3.00	20.00	0.300	Chorus 7	54	3.00	18.00	0.300	0.000
43	2.00	21.50	0.200	Orchestra 7	40	2.00	20.00	0.200	0.000
<u>181</u>			<u>0.900</u>		<u>169</u>			<u>0.900</u>	<u>0.000</u>
181	8.00	22.63	0.800	Physical Education	169	8.00	21.13	0.800	0.000
37	2.00	18.50	0.400	French	39	2.00	19.50	0.400	0.000
140	6.00	23.33	1.200	Spanish	120	6.00	20.00	1.200	0.000
<u>177</u>			<u>1.600</u>		<u>159</u>			<u>1.600</u>	<u>0.000</u>
<b>12.300 Total Classroom Teachers</b>					<b>12.200</b>				<b>-0.100</b>

RIDGEFIELD PUBLIC SCHOOLS  
RIDGEFIELD, CONNECTICUT

MIDDLE SCHOOL EDUCATION

EAST RIDGE MIDDLE SCHOOL

ENROLLMENT AND STAFFING  
8TH GRADE

2020-2021 Budgeted					2021-2022 Projected				
Enroll- ment	# of Classes	Average Class Size	Staff	Program	Enroll- ment	# of Classes	Average Class Size	Staff	Change
<b>CERTIFIED STAFF</b> Classroom Teachers									
192	8.00	24.00	2.000	English	181	8.00	22.63	2.000	0.000
25	2.00	12.50	0.500	Math 8	25	2.00	12.50	0.500	0.000
145	6.00	24.17	1.500	Algebra	136	6.00	22.67	1.500	0.000
20	1.00	20.00	0.200	Geometry	20	1.00	20.00	0.200	0.000
<u>190</u>			<u>2.200</u>		<u>181</u>			<u>2.200</u>	<u>0.000</u>
192	8.00	24.00	2.000	Science IPS	181	8.00	22.63	2.000	0.000
0	0.00	0.00	0.000	Earth Science	0	0.00	0.00	0.000	0.000
<u>192</u>			<u>2.000</u>		<u>181</u>			<u>2.000</u>	<u>0.000</u>
192	8.00	24.00	2.000	Social Studies	181	8.00	22.63	2.000	0.000
192	11.00	17.45	0.550	Art	181	11.00	16.45	0.550	0.000
192	11.00	17.45	0.275	Life Education/Health	181	11.00	16.45	0.275	0.000
192	11.00	17.45	0.275	Family & Cons. Sci	181	11.00	16.45	0.275	0.000
22	1.00	22.00	0.100	Music Elements 8	22	1.00	22.00	0.100	0.000
65	3.00	21.67	0.300	Band 8	61	3.00	20.33	0.300	0.000
62	3.00	20.67	0.300	Chorus 8	57	3.00	19.00	0.300	0.000
43	2.00	21.50	0.200	Orchestra 8	41	2.00	20.50	0.200	0.000
<u>192</u>			<u>0.900</u>		<u>181</u>			<u>0.900</u>	<u>0.000</u>
192	9.00	21.33	0.900	Physical Education	181	8.00	22.63	0.800	-0.100
World Language									
43	2.00	21.50	0.400	French	43	2.00	21.50	0.400	0.000
149	7.00	21.29	1.400	Spanish	138	6.00	23.00	1.200	-0.200
<u>192</u>			<u>1.800</u>		<u>181</u>			<u>1.600</u>	<u>-0.200</u>
			<b>12.900</b>	<b>Total Classroom Teachers</b>				<b>12.600</b>	<b>-0.300</b>

## RIDGEFIELD PUBLIC SCHOOLS

### \*\*\*\*EAST RIDGE MIDDLE BUDGET

Fiscal Year: 2020-2021

Print accounts with zero balance    
  Round to whole dollars    
  Account on new page

Exclude inactive accounts with zero balance

From Date: 12/1/2020                      To Date: 12/31/2020

Definition: 1. FY 2021-2022 Superintendent Proposed Budget

Account	Description	2018-2019 Actual	2019-2020 Actual	2020-2021 Budget	2021-2022 Proposed Budget	Difference	Percent Change
100.1000.1110.28.0.04.0000	TEACHERS-ART-ERMS	\$155,559	\$168,818	\$168,336	\$161,057	(\$7,279)	(4.32)
100.1000.1110.28.0.08.0000	TEACHERS-ENGLISH-ERMS	\$538,584	\$503,354	\$577,689	\$536,676	(\$41,013)	(7.10)
100.1000.1110.28.0.10.0000	TCHS-WORLD LANG:ERMS	\$575,093	\$532,019	\$568,351	\$549,031	(\$19,320)	(3.40)
100.1000.1110.28.0.12.0000	TEACHERS-HEALTH-ERMS	\$118,007	\$68,727	\$71,174	\$52,496	(\$18,677)	(26.24)
100.1000.1110.28.0.14.0000	TEACHERS-HOME EC-ERMS	\$43,381	\$33,686	\$34,854	\$34,341	(\$513)	(1.47)
100.1000.1110.28.0.18.0000	TEACHERS-MATH-ERMS	\$661,820	\$613,919	\$651,971	\$679,866	\$27,895	4.28
100.1000.1110.28.0.20.0000	TEACHERS MUSIC-ERMS	\$222,049	\$226,193	\$235,855	\$237,949	\$2,094	0.89
100.1000.1110.28.0.24.0000	TEACHERS PHYS ED-ERMS	\$267,889	\$253,469	\$262,199	\$271,005	\$8,806	3.36
100.1000.1110.28.0.26.0000	TEACHERS SCIENCE-ERMS	\$757,605	\$663,921	\$679,734	\$689,726	\$9,992	1.47
100.1000.1110.28.0.28.0000	TCHS SOCIAL STUD-ERMS	\$621,073	\$541,145	\$563,325	\$595,320	\$31,995	5.68
100.1000.1110.28.0.30.0000	TCHS LITERACY-ERMS	\$111,327	\$114,366	\$116,013	\$125,356	\$9,343	8.05
100.2220.1110.28.0.90.0000	TEACHERS LIBRARY-ERMS	\$73,026	\$75,419	\$77,696	\$79,957	\$2,260	2.91
100.2400.1110.28.0.96.0000	PRINCIPALS-ERMS	\$474,361	\$326,686	\$333,958	\$343,789	\$9,831	2.94
100.1000.1111.28.0.93.0000	LONGEVITY-ERMS TCHS	\$9,100	\$8,600	\$9,100	\$9,500	\$400	4.40
100.3200.1130.28.0.34.0000	ADVISORS-ERMS	\$26,786	\$30,430	\$30,986	\$30,986	\$0	0.00
100.1000.1210.28.0.30.0000	PARAS INSTR-ERMS	\$44,708	\$42,029	\$44,842	\$39,304	(\$5,537)	(12.35)
100.2220.1210.28.0.90.0000	PARAS LIBRARY-ERMS	\$28,329	\$28,894	\$29,700	\$31,387	\$1,687	5.68
100.2400.1214.28.0.96.0000	SECRETARIES-ERMS	\$148,415	\$120,737	\$124,074	\$126,659	\$2,585	2.08
100.1000.4300.28.0.14.0000	EQUIP REP HOME EC-ERMS	\$262	\$0	\$0	\$0	\$0	0.00
100.1000.4300.28.0.20.0000	EQUIP REP MUSIC-ERMS	\$378	\$2,125	\$2,600	\$2,600	\$0	0.00
100.1000.4300.28.0.26.0000	EQUIP REP SCIENCE-ERMS	\$550	\$491	\$600	\$500	(\$100)	(16.67)
100.2400.5301.28.0.96.0000	POSTAGE-ERMS	\$3,499	\$2,800	\$1,500	\$1,500	\$0	0.00
100.2400.5801.28.0.96.0000	LCL MILEAGE ADMIN:ERMS	\$252	\$1,351	\$0	\$0	\$0	0.00
100.1000.6110.28.0.04.0000	INSTR MAT ART-ERMS	\$4,957	\$4,065	\$4,800	\$6,000	\$1,200	25.00



**RIDGEFIELD PUBLIC SCHOOLS**

**\*\*\*\*EAST RIDGE MIDDLE BUDGET**

Fiscal Year: 2020-2021

Print accounts with zero balance   
  Round to whole dollars   
  Account on new page  
 Exclude inactive accounts with zero balance

From Date: 12/1/2020

To Date: 12/31/2020

Definition: 1. FY 2021-2022 Superintendent Proposed Budget

Account	Description	2018-2019 Actual	2019-2020 Actual	2020-2021 Budget	2021-2022 Proposed Budget	Difference	Percent Change
100.1000.6110.28.0.08.0000	INSTR MAT ENGLISH-ERMS	\$2,500	\$0	\$2,680	\$2,680	\$0	0.00
100.1000.6110.28.0.10.0000	INSTR MAT WORLD LANG	\$3,204	\$1,435	\$2,000	\$2,000	\$0	0.00
100.1000.6110.28.0.12.0000	INSTR MAT HEALTH-ERMS	\$638	\$0	\$1,000	\$1,000	\$0	0.00
100.1000.6110.28.0.14.0000	INSTR MAT HOME EC-ERMS	\$5,900	\$4,694	\$6,000	\$6,000	\$0	0.00
100.1000.6110.28.0.18.0000	INSTR MAT-MATH-ERMS	\$3,563	\$3,997	\$4,000	\$3,500	(\$500)	(12.50)
100.1000.6110.28.0.20.0000	INSTR MAT MUSIC-ERMS	\$1,857	\$2,180	\$4,000	\$3,472	(\$528)	(13.20)
100.1000.6110.28.0.24.0000	INSTR MAT PHYS ED-ERMS	\$2,658	\$2,503	\$2,850	\$2,000	(\$850)	(29.82)
100.1000.6110.28.0.26.0000	INSTR MAT SCIENCE-ERMS	\$9,028	\$8,885	\$7,325	\$8,000	\$675	9.22
100.1000.6110.28.0.28.0000	INSTR MAT SOCIAL ST-ERM	\$2,452	\$3,559	\$3,500	\$3,000	(\$500)	(14.29)
100.1000.6110.28.0.30.0000	INSTR MAT LITERACY-ERM	\$1,525	\$1,270	\$1,600	\$1,600	\$0	0.00
100.1000.6110.28.0.53.0000	SPED INSTR SUPPLIES-ERM	\$9,330	\$0	\$2,000	\$2,700	\$700	35.00
100.1000.6110.28.0.53.6103	INSTR SUPPLIES-PBIS	\$0	\$0	\$3,000	\$3,000	\$0	0.00
100.1000.6110.28.0.93.0000	INSTR MAT SW-ERMS	\$6,932	\$3,946	\$3,800	\$3,800	\$0	0.00
100.2220.6110.28.0.90.0000	INSTR MAT LIBRARY-ERMS	\$2,740	\$961	\$5,000	\$4,000	(\$1,000)	(20.00)
100.2400.6111.28.0.96.0000	OFFICE SUPPLIES-ERMS	\$6,884	\$4,729	\$3,000	\$3,000	\$0	0.00
100.1000.6410.28.0.08.0000	TEXTBKS ENGLISH-ERMS	\$5,654	\$893	\$5,700	\$5,000	(\$700)	(12.28)
100.1000.6410.28.0.10.0000	TEXTBKS WORLD LANG	\$0	\$539	\$0	\$2,575	\$2,575	0.00
100.1000.6410.28.0.30.0000	TEXTBKS READING-ERMS	\$0	\$1,445	\$7,702	\$7,000	(\$702)	(9.11)
100.2220.6420.28.0.90.0000	LIBRARY COLLECT-ERMS	\$11,928	\$8,225	\$7,817	\$9,500	\$1,683	21.53
100.1000.7302.28.0.20.0000	EQUIP-MUSIC	\$1,821	\$1,565	\$4,000	\$4,000	\$0	0.00
100.1000.7302.28.0.24.0000	EQUIP-PE	\$0	\$0	\$7,025	\$1,500	(\$5,525)	(78.65)
100.1000.7302.28.0.26.0000	EQUIP-SCIENCE	\$1,962	\$3,483	\$1,000	\$3,222	\$2,222	222.20
100.2220.7302.28.0.90.0000	EQUIP-LIBRARY	\$0	\$7,925	\$4,000	\$3,000	(\$1,000)	(25.00)
100.2400.7392.28.0.96.0000	EQUIP-ADMIN	\$438	\$396	\$0	\$0	\$0	0.00



**RIDGEFIELD PUBLIC SCHOOLS**

**\*\*\*\*EAST RIDGE MIDDLE BUDGET**

Fiscal Year: 2020-2021

Print accounts with zero balance   
  Round to whole dollars   
  Account on new page  
 Exclude inactive accounts with zero balance

From Date: 12/1/2020

To Date: 12/31/2020

Definition: 1. FY 2021-2022 Superintendent Proposed Budget

Account	Description	2018-2019 Actual	2019-2020 Actual	2020-2021 Budget	2021-2022 Proposed Budget	Difference	Percent Change
100.1000.8100.28.0.04.0000	MEMBERSHIPS ART-ERMS	\$0	\$349	\$0	\$475	\$475	0.00
100.1000.8100.28.0.08.0000	MBRSHP ENGLISH-ERMS	\$50	\$70	\$0	\$70	\$70	0.00
100.1000.8100.28.0.10.0000	MBRSHP WORLD LANG-ERI	\$405	\$0	\$0	\$565	\$565	0.00
100.1000.8100.28.0.18.0000	MBRSHP MATH-ERMS	\$0	\$0	\$0	\$174	\$174	0.00
100.1000.8100.28.0.20.0000	MBRSHP MUSIC-ERMS	\$140	\$0	\$0	\$140	\$140	0.00
100.2220.8100.28.0.90.0000	MBRSHP LIBRARY-ERMS	\$0	\$0	\$0	\$198	\$198	0.00
100.3200.8900.28.0.20.0000	MUSIC JAZZ ACCOMPANIST	\$0	\$817	\$1,200	\$1,200	\$0	0.00
100.3200.8900.28.0.34.0000	STUDENT PROD-ERMS	\$0	\$2,504	\$2,855	\$3,700	\$845	29.60
100.1000.8901.28.0.93.0000	PARENT MEETINGS-ERMS	\$465	\$475	\$0	\$600	\$600	0.00
100.3200.8902.28.0.34.0000	STUDENT ASSY- PRIDE	\$2,243	\$4,673	\$4,000	\$3,103	(\$897)	(22.42)
LOC: EAST RIDGE MIDDLE SCHOOL - 28		\$4,971,326	\$4,434,760	\$4,686,412	\$4,700,778	\$14,367	0.31
<b>Grand Total:</b>		\$4,971,326	\$4,434,760	\$4,686,412	\$4,700,778	\$14,367	0.31

End of Report

# SCOTT'S RIDGE MIDDLE SCHOOL



Scotts Ridge Middle School

*FY 2021/2022 Budget*

## Scotts Ridge Middle School Budget Summary Narrative 2021-2022

The 2021- 2022 Scotts Ridge Middle School budget reflects the vision, mission and goals of the Ridgefield Public Schools. This is aligned and reflected in our 2021-2022 budget that will continue curricular focus work in all instructional areas, corollary curricular materials and SEL instruction.

In terms of curriculum and instruction, ongoing conversations with Department Leaders and subsequent allocations reflect the needs of each department and individual priorities in order to ensure the mission to pursue “*highly engaging, relevant and personalized learning experiences for all students.*” The Budget request reflects the need for:

- **World Language** - Shifts in World Language curricula will focus on increasing authentic opportunities for conversation, speaking and listening in and out of the classroom. The addition of technology to the curriculum will enhance students' ability to authentically engage in conversations in the target language and for teachers to assess standards.
- **Science** - The shift to NGSS requires consumables and classroom supplies for labs and phenomenon-based lessons.
- **English and Literacy MTSS** - Meeting the needs of all learners requires continuous updating of classroom and school libraries with appropriately leveled reading materials that meet each student’s individual needs.
- **Social Studies** - Shift to C-3 framework requires primary and online digital platform access and subscriptions to replace traditional textbooks.
- **Art and FCS**- The numbers of students and number of labs that students are engaging in all require an increase in consumable supplies.
- **Music**- We are implementing a replacement cycle protocol for aging equipment.
- **Physical Education** - We continue to budget to appropriately outfit the aerobic fitness equipment to allow all students access to lifetime fitness equipment that will improve heart health.
- **Social Emotional Learning (SEL)** - We are continuing to implement the district's commitment to the Yale Center for Emotional Intelligence RULER program for social emotional programming and tiered interventions that complement our Multi-Tiered Systems of Support (MTSS). As we enter year four for RULER, we will be focused on training for support staff, parents and the community as COVID allows we will work through the PTA to implement virtual parent training. In general, increased social emotional needs require extensive planning and programming as well as the resources to support more complex student and family needs that are reflected in our 2021-22 requests.

<b>2020-2021*</b>			
Grade	# of Students	# of FTE**	Avg. class size (range)
6	169	12.00	20.00-22.00
7	182	12.65	12.13-26.00
8	193	12.55	12.06-24.50
<b>Totals</b>	<b>544</b>	<b>37.20</b>	<b>12.06-26.00</b>

<b>2021-2022*</b>			
Grade	# of Students	# of FTE**	Avg. class size (range)
6	171	12.30	20.00-22.50
7	168	12.75	11.20-23.50
8	178	12.35	11.87-24.00
<b>Totals</b>	<b>517</b>	<b>37.40</b>	<b>11.20-24.00</b>

\* Charts depict budget to budget counts/includes all disciplines/departments

\*\* Total certified classroom staff



RIDGEFIELD PUBLIC SCHOOLS  
RIDGEFIELD, CONNECTICUT

MIDDLE SCHOOL EDUCATION

SCOTTS RIDGE MIDDLE SCHOOL

ENROLLMENT AND STAFFING  
6TH GRADE

2020-2021 Budgeted				2021-2022 Projected							
Enroll- ment	# of Classes	Average Class Size	Staff	Program	Enroll- ment	# of Classes	Average Class Size	Staff	Change		
<b>CERTIFIED STAFF</b> Classroom Teachers											
169	8.00	21.13	2.000	English	171	8.00	21.38	2.000	0.000		
125	6.00	20.83	1.500	Math 6	126	6.00	21.00	1.500	0.000		
44	2.00	22.00	0.500	Math 6 AC	45	2.00	22.50	0.500	0.000		
<u>169</u>			<u>2.000</u>		<u>171</u>			<u>2.000</u>	<u>0.000</u>		
169	8.00	21.13	2.000	Science	171	8.00	21.38	2.000	0.000		
169	8.00	21.13	2.000	Social Studies	171	8.00	21.38	2.000	0.000		
169	8.00	21.13	0.400	Art	171	10.00	17.10	0.500	0.100		
169	8.00	21.13	0.400	Life Education / Health	171	8.00	21.38	0.400	0.000		
0	0.00	0.00	0.000	Family and Cons. Sci.	0	0.00	0.00	0.000	0.000		
20	1.00	20.00	0.100	Music Elements 6	20	1.00	20.00	0.100	0.000		
65	3.00	21.67	0.300	Band 6	65	3.00	21.67	0.300	0.000		
43	2.00	21.50	0.200	Chorus 6	45	2.00	22.50	0.200	0.000		
41	2.00	20.50	0.200	Orchestra 6	41	2.00	20.50	0.200	0.000		
<u>169</u>			<u>0.800</u>		<u>171</u>			<u>0.800</u>	<u>0.000</u>		
169	8.00	21.13	0.800	Physical Education	171	8.00	21.38	0.800	0.000		
World Language											
44	2.00	22.00	0.400	French	45	3.00	15.00	0.600	0.200		
125	6.00	20.83	1.200	Spanish	126	6.00	21.00	1.200	0.000		
<u>169</u>			<u>1.600</u>		<u>171</u>			<u>1.800</u>	<u>0.200</u>		
								<b>12.000</b>	<b>Total Classroom Teachers</b>	<b>12.300</b>	<b>0.300</b>

RIDGEFIELD PUBLIC SCHOOLS  
RIDGEFIELD, CONNECTICUT

MIDDLE SCHOOL EDUCATION

SCOTTS RIDGE MIDDLE SCHOOL

ENROLLMENT AND STAFFING  
7TH GRADE

2020-2021 Budgeted				2021-2022 Projected						
Enroll- ment	# of Classes	Average Class Size	Staff	Program	Enroll- ment	# of Classes	Average Class Size	Staff	Change	
<b>CERTIFIED STAFF</b>										
Classroom Teachers										
182	8.00	22.75	2.000	English	168	8.00	21.00	2.000	0.000	
110	5.00	22.00	1.250	Math 7	101	5.00	20.20	1.250	0.000	
52	2.00	26.00	0.500	Math 7 AC	47	2.00	23.50	0.500	0.000	
20	1.00	20.00	0.250	Algebra	20	1.00	20.00	0.250	0.000	
<u>182</u>			<u>2.000</u>		<u>168</u>			<u>2.000</u>	<u>0.000</u>	
182	8.00	22.75	2.000	Science	168	8.00	21.00	2.000	0.000	
182	8.00	22.75	2.000	Social Studies	168	8.00	21.00	2.000	0.000	
182	8.00	22.75	0.400	Art	168	10.00	16.80	0.500	0.100	
182	15.00	12.13	0.375	Life Education/Health	168	15.00	11.20	0.375	0.000	
182	15.00	12.13	0.375	Family & Cons. Sci	168	15.00	11.20	0.375	0.000	
19	1.00	19.00	0.100	Music Elements 7	19	1.00	19.00	0.100	0.000	
60	3.00	20.00	0.300	Band 7	54	3.00	18.00	0.300	0.000	
58	3.00	19.33	0.300	Chorus 7	53	3.00	17.67	0.300	0.000	
45	2.00	22.50	0.200	Orchestra 7	42	2.00	21.00	0.200	0.000	
<u>182</u>			<u>0.900</u>		<u>168</u>			<u>0.900</u>	<u>0.000</u>	
182	8.00	22.75	0.800	Physical Education	168	8.00	21.00	0.800	0.000	
World Language										
55	3.00	18.33	0.600	French	51	3.00	17.00	0.600	0.000	
127	6.00	21.17	1.200	Spanish	117	6.00	19.50	1.200	0.000	
<u>182</u>			<u>1.800</u>		<u>168</u>			<u>1.800</u>	<u>0.000</u>	
								<u><b>12.750</b></u>	<u><b>0.100</b></u>	
				<b>12.650 Total Classroom Teachers</b>						

RIDGEFIELD PUBLIC SCHOOLS  
RIDGEFIELD, CONNECTICUT

MIDDLE SCHOOL EDUCATION

SCOTTS RIDGE MIDDLE SCHOOL

ENROLLMENT AND STAFFING  
8TH GRADE

2020-2021 Budgeted				2021-2022 Projected						
Enroll- ment	# of Classes	Average Class Size	Staff	Program	Enroll- ment	# of Classes	Average Class Size	Staff	Change	
<b>CERTIFIED STAFF</b>										
Classroom Teachers										
193	8.00	24.13	2.000	English	178	8.00	22.25	2.000	0.000	
24	1.00	24.00	0.250	Math 8	24	1.00	24.00	0.250	0.000	
147	6.00	24.50	1.500	Algebra	133	6.00	22.17	1.500	0.000	
22	1.00	22.00	0.250	Geometry	21	1.00	21.00	0.250	0.000	
<u>193</u>			<u>2.000</u>		<u>178</u>			<u>2.000</u>	<u>0.000</u>	
193	8.00	24.13	2.000	Science	178	8.00	22.25	2.000	0.000	
0	0.00	0.00	0.000	Earth Science	0	0.00	0.00	0.000	0.000	
<u>193</u>			<u>2.000</u>		<u>178</u>			<u>2.000</u>	<u>0.000</u>	
193	8.00	24.13	2.000	Social Studies	178	8.00	22.25	2.000	0.000	
193	9.00	21.44	0.450	Art	178	10.00	17.80	0.500	0.050	
193	16.00	12.06	0.400	Life Education/Health	178	15.00	11.87	0.375	-0.025	
193	16.00	12.06	0.400	Family & Cons. Sci	178	15.00	11.87	0.375	-0.025	
23	1.00	23.00	0.100	Music Elements 8	23	1.00	23.00	0.100	0.000	
67	3.00	22.33	0.300	Band 8	62	3.00	20.67	0.300	0.000	
58	3.00	19.33	0.300	Chorus 8	51	3.00	17.00	0.300	0.000	
45	2.00	22.50	0.200	Orchestra 8	42	2.00	21.00	0.200	0.000	
<u>193</u>			<u>0.900</u>		<u>178</u>			<u>0.900</u>	<u>0.000</u>	
193	8.00	24.13	0.800	Physical Education	178	8.00	22.25	0.800	0.000	
World Language										
45	2.00	22.50	0.400	French	51	2.00	25.50	0.400	0.000	
137	6.00	22.83	1.200	Spanish	127	5.00	25.40	1.000	-0.200	
<u>182</u>			<u>1.600</u>		<u>178</u>			<u>1.400</u>	<u>-0.200</u>	
<b>12.550 Total Classroom Teachers</b>								<b>12.350</b>	<b>-0.200</b>	

## RIDGEFIELD PUBLIC SCHOOLS

### \*\*\*\*SCOTTS RIDGE MIDDLE BUDGET

Fiscal Year: 2020-2021

Print accounts with zero balance   
  Round to whole dollars   
  Account on new page  
 Exclude inactive accounts with zero balance

From Date: 12/1/2020

To Date: 12/31/2020

Definition: 1. FY 2021-2022 Superintendent Proposed Budget

Account	Description	2018-2019 Actual	2019-2020 Actual	2020-2021 Budget	2021-2022 Proposed Budget	Difference	Percent Change
100.1000.1110.29.0.04.0000	TEACHERS ART-SRMS	\$84,123	\$86,420	\$85,010	\$118,748	\$33,738	39.69
100.1000.1110.29.0.08.0000	TEACHERS ENGLISH-SRMS	\$539,940	\$550,808	\$581,235	\$530,960	(\$50,275)	(8.65)
100.1000.1110.29.0.10.0000	TCHRS WORLD LANG-SRMS	\$344,872	\$339,888	\$363,852	\$364,186	\$334	0.09
100.1000.1110.29.0.12.0000	TEACHERS HEALTH-SRMS	\$123,178	\$129,268	\$131,323	\$128,793	(\$2,530)	(1.93)
100.1000.1110.29.0.14.0000	TEACHERS HOME EC-SRMS	\$38,628	\$42,294	\$44,003	\$44,953	\$950	2.16
100.1000.1110.29.0.18.0000	TEACHERS MATH-SRMS	\$698,976	\$718,058	\$735,345	\$756,194	\$20,849	2.84
100.1000.1110.29.0.20.0000	TEACHERS MUSIC-SRMS	\$196,868	\$249,416	\$253,512	\$273,239	\$19,727	7.78
100.1000.1110.29.0.24.0000	TEACHERS PHYS ED-SRMS	\$258,279	\$288,202	\$292,353	\$304,342	\$11,989	4.10
100.1000.1110.29.0.26.0000	TEACHERS SCIENCE-SRMS	\$566,870	\$575,565	\$609,405	\$632,791	\$23,386	3.84
100.1000.1110.29.0.28.0000	TCHRS SOCIAL STUD-SRMS	\$520,285	\$556,215	\$576,155	\$599,349	\$23,194	4.03
100.1000.1110.29.0.30.0000	TEACHERS LITERACY-SRM	\$77,061	\$79,165	\$81,403	\$90,718	\$9,315	11.44
100.2220.1110.29.0.90.0000	TEACHERS LIBRARY-SRMS	\$68,054	\$69,911	\$72,297	\$74,672	\$2,376	3.29
100.2400.1110.29.0.96.0000	PRINCIPALS-SRMS	\$334,783	\$345,616	\$350,801	\$358,367	\$7,566	2.16
100.1000.1111.29.0.93.0000	LONGEVITY-SRMS TCHR	\$6,400	\$8,800	\$8,500	\$8,200	(\$300)	(3.53)
100.3200.1130.29.0.34.0000	ADVISORS-SRMS	\$18,591	\$27,808	\$22,178	\$22,178	\$0	0.00
100.1000.1210.29.0.30.0000	PARAS INSTR-SRMS	\$30,180	\$30,765	\$31,601	\$32,463	\$862	2.73
100.1000.1210.29.0.93.0000	PARAS SUPPORT-SRMS	\$921	\$947	\$973	\$0	(\$973)	(100.00)
100.2220.1210.29.0.90.0000	PARAS LIBRARY-SRMS	\$27,737	\$29,719	\$30,525	\$31,262	\$737	2.42
100.2400.1214.29.0.96.0000	SECRETARIES-SRMS	\$120,737	\$118,545	\$121,792	\$126,184	\$4,392	3.61
100.1000.4300.29.0.14.0000	EQUIP REP HOME EC-SRMS	\$0	\$308	\$349	\$349	\$0	0.00
100.1000.4300.29.0.20.0000	EQUIP REP MUSIC-SRMS	\$1,153	\$390	\$1,600	\$1,600	\$0	0.00
100.1000.4300.29.0.24.0000	EQUIP REP PE-SRMS	\$0	\$1,777	\$2,000	\$2,000	\$0	0.00
100.1000.4300.29.0.26.0000	EQUIP REP SCIENCE-SRMS	\$0	\$0	\$2,800	\$2,800	\$0	0.00
100.2400.5301.29.0.96.0000	POSTAGE-SRMS	\$3,997	\$4,120	\$4,000	\$3,100	(\$900)	(22.50)



**RIDGEFIELD PUBLIC SCHOOLS**

**\*\*\*\*SCOTTS RIDGE MIDDLE BUDGET**

Fiscal Year: 2020-2021

Print accounts with zero balance     Round to whole dollars     Account on new page

Exclude inactive accounts with zero balance

From Date: 12/1/2020

To Date: 12/31/2020

Definition: 1. FY 2021-2022 Superintendent Proposed Budget

Account	Description	2018-2019 Actual	2019-2020 Actual	2020-2021 Budget	2021-2022 Proposed Budget	Difference	Percent Change
100.1000.5500.29.0.93.0000	PRINTING-SRMS	\$1,767	\$1,496	\$1,500	\$1,500	\$0	0.00
100.1000.5801.29.0.93.0000	LCL MILEAGE STAFF-SRMS	\$0	\$0	\$575	\$575	\$0	0.00
100.1000.6110.29.0.04.0000	INSTR MAT ART-SRMS	\$5,577	\$5,091	\$5,894	\$5,894	\$0	0.00
100.1000.6110.29.0.08.0000	INSTR MAT ENGLISH-SRMS	\$1,062	\$1,653	\$1,700	\$1,700	\$0	0.00
100.1000.6110.29.0.10.0000	INSTR MAT WORLD LANG	\$2,368	\$2,564	\$2,175	\$2,175	\$0	0.00
100.1000.6110.29.0.12.0000	INSTR MAT HEALTH-SRMS	\$767	\$443	\$450	\$450	\$0	0.00
100.1000.6110.29.0.14.0000	INSTR MAT-HOME EC-SRMS	\$4,114	\$3,564	\$4,000	\$4,000	\$0	0.00
100.1000.6110.29.0.18.0000	INSTR MAT MATH-SRMS	\$2,707	\$2,004	\$2,200	\$2,200	\$0	0.00
100.1000.6110.29.0.20.0000	INSTR MAT MUSIC-SRMS	\$1,599	\$3,491	\$1,600	\$1,600	\$0	0.00
100.1000.6110.29.0.24.0000	INSTR MAT PHYS ED-SRMS	\$1,814	\$2,565	\$2,600	\$2,600	\$0	0.00
100.1000.6110.29.0.26.0000	INSTR MAT SCIENCE-SRMS	\$5,060	\$5,113	\$5,300	\$5,300	\$0	0.00
100.1000.6110.29.0.28.0000	INSTR MAT SOCIAL STUD	\$2,567	\$1,762	\$1,800	\$1,800	\$0	0.00
100.1000.6110.29.0.30.0000	INSTR MAT READING-SRMS	\$890	\$486	\$500	\$500	\$0	0.00
100.1000.6110.29.0.54.0000	SPED INSTR SUPP-SRMS	\$1,950	\$0	\$5,750	\$5,750	\$0	0.00
100.1000.6110.29.0.54.6103	INSTR SUPPLIES-PBIS	\$2,380	\$1,080	\$2,300	\$3,200	\$900	39.13
100.1000.6110.29.0.93.0000	INSTR MATERIAL SW-SRMS	\$2,714	\$2,292	\$3,650	\$3,650	\$0	0.00
100.2220.6110.29.0.90.0000	INSTR MAT LIBRARY-SRMS	\$1,979	\$1,777	\$2,000	\$2,000	\$0	0.00
100.2400.6111.29.0.96.0000	OFFICE SUPPLIES-SRMS	\$3,013	\$2,898	\$3,000	\$3,000	\$0	0.00
100.3200.6111.29.0.34.0000	STUDENT AWARDS-SRMS	\$0	\$450	\$500	\$500	\$0	0.00
100.1000.6115.29.0.93.0000	SCHEDULING MAT-SRMS	\$225	\$0	\$2,000	\$2,000	\$0	0.00
100.1000.6410.29.0.08.0000	TEXTBKS ENGLISH-SRMS	\$5,293	\$5,640	\$6,000	\$6,000	\$0	0.00
100.1000.6410.29.0.10.0000	TEXTBKS WORLD LANG	\$1,001	\$1,593	\$1,615	\$1,615	\$0	0.00
100.1000.6410.29.0.12.0000	TEXTBKS HEALTH-SRMS	\$0	\$274	\$290	\$290	\$0	0.00
100.1000.6410.29.0.18.0000	TEXTBKS MATH-SRMS	\$0	\$995	\$1,000	\$1,000	\$0	0.00

RIDGEFIELD PUBLIC SCHOOLS

\*\*\*\*SCOTTS RIDGE MIDDLE BUDGET

Fiscal Year: 2020-2021

Print accounts with zero balance  Round to whole dollars  Account on new page

Exclude inactive accounts with zero balance

From Date: 12/1/2020

To Date: 12/31/2020

Definition: 1. FY 2021-2022 Superintendent Proposed Budget

Account	Description	2018-2019 Actual	2019-2020 Actual	2020-2021 Budget	2021-2022 Proposed Budget	Difference	Percent Change
100.1000.6410.29.0.28.0000	TEXTBKS SOCIAL STUD	\$0	\$5,042	\$5,000	\$5,000	\$0	0.00
100.1000.6410.29.0.30.0000	TEXTBKS READING-SRMS	\$0	\$265	\$300	\$300	\$0	0.00
100.2220.6420.29.0.90.0000	LIBRARY COLLECT-SRMS	\$7,588	\$7,581	\$8,000	\$8,000	\$0	0.00
100.1000.7302.29.0.20.0000	EQUIP-MUSIC	\$0	\$3,209	\$3,464	\$3,464	\$0	0.00
100.1000.8100.29.0.04.0000	MEMBERSHIPS ART-SRMS	\$99	\$0	\$195	\$195	\$0	0.00
100.1000.8100.29.0.08.0000	MBRSHP ENGLISH-SRMS	\$0	\$173	\$300	\$300	\$0	0.00
100.1000.8100.29.0.10.0000	MBRSHP WORLD LANG-SRI	\$344	\$0	\$406	\$406	\$0	0.00
100.1000.8100.29.0.18.0000	MBRSHP MATH-SRMS	\$0	\$155	\$200	\$200	\$0	0.00
100.1000.8100.29.0.20.0000	MBRSHP MUSIC-SRMS	\$140	\$140	\$140	\$140	\$0	0.00
100.1000.8100.29.0.26.0000	MBRSHP SRMS-SCIENCE	\$0	\$0	\$125	\$125	\$0	0.00
100.1000.8100.29.0.28.0000	MBRSHP SOCIAL STUD-SRI	\$75	\$75	\$205	\$205	\$0	0.00
100.2220.8100.29.0.90.0000	MBRSHP LIBRARY-SRMS	\$195	\$198	\$190	\$190	\$0	0.00
100.3200.8900.29.0.20.0000	MUSIC ACCOMPANIST-SRM	\$400	\$0	\$500	\$500	\$0	0.00
100.3200.8900.29.0.34.0000	STUDENT PROD-SRMS	\$1,422	\$1,342	\$2,000	\$2,000	\$0	0.00
100.1000.8901.29.0.93.0000	PARENT MEETINGS-SRMS	\$800	\$794	\$800	\$800	\$0	0.00
100.3200.8902.29.0.34.0000	STUDENT ASSEMBLIES	\$2,000	\$1,203	\$1,500	\$1,500	\$0	0.00
LOC: SCOTTS RIDGE MIDDLE SCHOOL - 29		\$4,123,544	\$4,321,408	\$4,484,734	\$4,590,070	\$105,335	2.35
<b>Grand Total:</b>		\$4,123,544	\$4,321,408	\$4,484,734	\$4,590,070	\$105,335	2.35

End of Report

# RIDGEFIELD HIGH SCHOOL



Ridgefield High School  
*FY 2021/2022 Budget*



## Ridgefield High School Budget Summary Narrative 2021-2022

The 2021-2022 budget reflects the vision, mission and goals of the Ridgefield Public Schools. It also supports the Vision of the Graduate by funding areas that promote “*Collaboration, Innovation, Mindfulness, Communication, Knowledge, and Resilience.*” The 2021-2022 budget lines are consistent with last year and remain associated with instructional resources, corollary curricular materials, technology, and equipment needs. Funding for new courses (*UCONN ECE Geoscience, Product Design II, Latin III / UCONN ECE Classical Mythology, and The Dynamics of Three-Dimensional Design*) reflects important updates to existing courses and a broadening of available course offerings for our students. Allocations continue to support the change to the Next Generation Science Standards and our expanding UCONN Early College Experience (ECE) program.

We are continuing to implement programs to support our students’ social and emotional learning by fostering their abilities to make healthy, safe choices in an increasingly challenging world. Thus, similar to 20-21, this budget features funding for guest speakers and national programs that nurture the growth of those skills. Examples include Chris Herren and John Morello speaking to grade levels about drug/vaping abuse and Tom Pincince guiding students through a safer approach to utilizing social media. The Anti-Defamation League’s Names Can Really Hurt Us and Becoming an Ally programs, as well as our participation in the Human Rights Institute and No Place for Hate, help create a safe space for students to discuss discrimination, bias, and bullying and to begin the conversations on how to end those behaviors.

Our Professional Development lines show a slight increase as teachers need in-person training which was cancelled in 2020-2021 and they hope to participate in during 2021-2022. However, we have no new textbook requests for 2021-2022 as teachers increasingly move to online resources decreasing our need for traditional hardcopy textbooks. With a slight decrease in enrollment we are not requesting any additional FTEs. We will be adding one staff member to the RHS IT team. The existing Data Specialist position will be moved from the Central Office IT staffing budget to the RHS staffing budget.

<b>2020-2021*</b>		
Grade	# of Students	# of FTE**
9	371	
10	407	
11	386	
12	418	
<b>Totals</b>	<b>1,582</b>	<b>114.75</b>

<b>2021-2022*</b>		
Grade	# of Students	# of FTE**
9	380	
10	367	
11	394	
12	391	
<b>Totals</b>	<b>1,532</b>	<b>114.30</b>

\* Charts depict budget to budget counts/includes all disciplines/departments

\*\* Total certified classroom staff



**RIDGEFIELD PUBLIC SCHOOLS**  
**RIDGEFIELD, CONNECTICUT**

**HIGH SCHOOL EDUCATION**

**RIDGEFIELD HIGH SCHOOL**

20-21 Budgeted enrollment 1,582  
**2020-2021 Budgeted**

21-22 Projected enrollment 1,532  
**2020-2021 Projected**

Enroll- ment*	# of sections	Average Class Size	Staff*	Department	Enroll- ment*	# of sections	Average Class Size	Staff*	Change
299	16.00	18.69	3.100	BUSINESS	285	15.00	19.00	3.000	-0.100
1,597	78.50	20.34	19.625	ENGLISH	1,547	78.00	19.83	19.500	-0.125
255	16.00	15.94	3.100	FAMILY AND CONSUMER SCIENCE	226	14.50	15.59	2.900	-0.200
364	15.00	24.27	3.000	HEALTH	332	15.00	22.13	3.000	0.000
1,623	80.00	20.29	17.200	MATHEMATICS	1,587	84.00	18.89	16.800	-0.400
364	18.00	20.22	3.600	PHYSICAL EDUCATION	377	17.50	21.54	3.500	-0.100
34	2.00	17.00	0.400	PROJECT LEAD THE WAY	58	3.00	19.33	0.600	0.200
110	8.00	13.75	2.500	READING	140	8.00	17.50	2.200	-0.300
1,797	94.10	19.10	23.525	SCIENCE	1,774	92.00	19.28	23.000	-0.525
1,740	81.00	21.48	16.200	SOCIAL STUDIES	1,676	82.50	20.32	16.500	0.300
79	4.00	19.75	0.800	TECHNOLOGY EDUCATION	56	5.00	11.20	1.000	0.200
575	29.50	19.49	5.900	VISUAL AND PERFORMING ARTS	619	31.50	19.65	6.300	0.400
1,200	64.00	18.75	12.800	WORLD LANGUAGE	1,234	65.00	18.98	13.000	0.200
			0.000	NEASC				0.000	0.000
20	--	--	3.000	ALTERNATIVE HIGH SCHOOL	20	--	--	3.000	0.000
			<b>114.750</b>	<b>TOTAL CERTIFIED CLASSROOM STAFF</b>				<b>114.300</b>	<b>-0.450</b>

\*Enrollment numbers, section counts and dept staffing does not include AHS

RIDGEFIELD PUBLIC SCHOOLS  
RIDGEFIELD, CONNECTICUT

HIGH SCHOOL EDUCATION

2020-2021 Budgeted

2020-2021 Projected

1.600  
2.375  
2.000  
0.600  
0.600  
-----  
7.175  
  
1.000  
4.000  
1.000  
-----  
6.000  
-----  
13.175

RIDGEFIELD HIGH SCHOOL

CERTIFIED STAFF

Schoolwide

Class Deans  
Departmental Chairmen  
Library Media Specialists  
Student Life Coordinator  
Alternative High School Coordinator

Total Schoolwide Staff

Administration

Principal  
Assistant Principals  
Athletic Director

TOTAL CERTIFIED NON-CLASSROOM STAFF

NON-CERTIFIED STAFF

Secretarial/Clerical

Principal  
Office Secretaries  
Athletics  
Student Life  
Data Center  
Bookkeeper

Paraeducators

Athletics  
Science  
Instructional  
Student Life  
Alternative High School  
Library  
Supervisory/Attendance

Data Specialist

Athletic Trainer

TOTAL NON-CERTIFIED STAFF

1.600 0.000  
2.375 0.000  
2.000 0.000  
0.600 0.000  
0.600 0.000  
-----  
7.175 0.000  
  
1.000 0.000  
4.000 0.000  
1.000 0.000  
-----  
6.000 0.000  
-----  
13.175 0.000

1.000 0.000  
2.000 0.000  
1.000 0.000  
1.000 0.000  
0.000 0.000  
0.550 0.000  
5.550 0.000  
  
0.500 0.000  
1.000 0.000  
2.000 0.000  
1.000 0.000  
0.500 0.000  
1.000 -1.000  
3.710 0.000  
9.710 -1.000

1.000 1.000  
2.000 1.000  
-----  
18.260 1.000  
-----

17.260

## RIDGEFIELD PUBLIC SCHOOLS

**\*\*\*\*RIDGEFIELD HIGH BUDGET**

Fiscal Year: 2020-2021

Print accounts with zero balance   
  Round to whole dollars   
  Account on new page  
 Exclude inactive accounts with zero balance

From Date: 2/1/2021

To Date: 2/28/2021

Definition: 1. FY 2021-2022 Superintendent Proposed Budget

Account	Description	2018-2019 Actual	2019-2020 Actual	2020-2021 Budget	2021-2022 Proposed Budget	Difference	Percent Change
100.1000.1110.39.0.04.0000	TEACHERS-ART-RHS	\$607,930	\$565,834	\$577,293	\$511,386	(\$65,907)	(11.42)
100.1000.1110.39.0.06.0000	TEACHERS-BUSINESS-RHS	\$219,144	\$218,843	\$225,970	\$247,860	\$21,890	9.69
100.1000.1110.39.0.08.0000	TEACHERS-ENGLISH-RHS	\$1,908,556	\$1,956,396	\$1,955,435	\$1,940,035	(\$15,400)	(0.79)
100.1000.1110.39.0.10.0000	TCHS-WORLD LANG-RHS	\$1,452,695	\$1,506,859	\$1,538,113	\$1,575,019	\$36,906	2.40
100.1000.1110.39.0.12.0000	TEACHERS-HEALTH-RHS	\$325,363	\$345,759	\$345,194	\$322,847	(\$22,347)	(6.47)
100.1000.1110.39.0.14.0000	TEACHERS-HOME EC-RHS	\$190,500	\$224,766	\$228,139	\$261,127	\$32,987	14.46
100.1000.1110.39.0.16.0000	TCHS-TECHNOLOGY ED-RHS	\$22,265	\$22,873	\$23,203	\$23,896	\$694	2.99
100.1000.1110.39.0.18.0000	TEACHERS-MATH-RHS	\$1,616,001	\$1,715,448	\$1,684,276	\$1,697,740	\$13,464	0.80
100.1000.1110.39.0.20.0000	TEACHERS-MUSIC-RHS	\$130,253	\$177,950	\$180,523	\$194,114	\$13,591	7.53
100.1000.1110.39.0.24.0000	TEACHERS-PHYS ED-RHS	\$326,741	\$341,280	\$348,355	\$355,532	\$7,177	2.06
100.1000.1110.39.0.26.0000	TEACHERS-SCIENCE-RHS	\$2,206,364	\$2,352,314	\$2,368,042	\$2,509,477	\$141,435	5.97
100.1000.1110.39.0.28.0000	TCHS-SOCIAL STUD-RHS	\$1,508,506	\$1,536,665	\$1,604,628	\$1,613,786	\$9,158	0.57
100.1000.1110.39.0.30.0000	TEACHERS-LITERACY-RHS	\$207,711	\$213,385	\$216,610	\$260,504	\$43,894	20.26
100.2210.1110.39.0.02.0000	PD CERT SALARIES	\$90	\$0	\$0	\$0	\$0	0.00
100.2220.1110.39.0.90.0000	TEACHERS-LIBRARY-RHS	\$171,818	\$176,508	\$180,379	\$195,542	\$15,163	8.41
100.2400.1110.39.0.96.0000	PRINCIPALS-RHS	\$860,353	\$941,557	\$885,006	\$912,841	\$27,835	3.15
100.3200.1110.39.0.96.0000	STUDENT LIFE COORD	\$59,800	\$61,452	\$63,429	\$66,012	\$2,582	4.07
100.1000.1111.39.0.93.0000	LONGEVITY-RHS TEACHER	\$24,900	\$25,250	\$26,500	\$21,950	(\$4,550)	(17.17)
100.1000.1112.39.0.93.0000	TCHS-ADDED DEGREE CR	\$0	\$0	\$29,473	\$29,473	\$0	0.00
100.2400.1113.39.0.93.0000	CLASS DEANS	\$157,542	\$161,622	\$167,965	\$175,129	\$7,165	4.27
100.1000.1120.39.0.93.0000	SUB TEACHERS-RHS	\$186,526	\$110,280	\$121,111	\$121,111	\$0	0.00
100.2210.1120.39.0.02.0000	PD SUB SALARIES-RHS	\$14,346	\$4,275	\$18,700	\$19,400	\$700	3.74
100.3200.1130.39.0.34.0000	ADVISORS-STUD LIFE	\$105,126	\$117,605	\$114,466	\$114,466	\$0	0.00
100.3200.1132.39.0.34.0000	CHAPERONES	\$8,530	\$2,505	\$7,600	\$7,600	\$0	0.00



## RIDGEFIELD PUBLIC SCHOOLS

**\*\*\*\*RIDGEFIELD HIGH BUDGET**

Fiscal Year: 2020-2021

- Print accounts with zero balance   
  Round to whole dollars   
  Account on new page  
 Exclude inactive accounts with zero balance

From Date: 2/1/2021

To Date: 2/28/2021

Definition: 1. FY 2021-2022 Superintendent Proposed Budget

Account	Description	2018-2019 Actual	2019-2020 Actual	2020-2021 Budget	2021-2022 Proposed Budget	Difference	Percent Change
100.1000.1133.39.0.93.0000	TEACHERS-SATURDAY/ISS	\$8,216	\$9,865	\$9,000	\$9,000	\$0	0.00
100.1000.1210.39.0.26.0000	PARAS-SCIENCE	\$58,663	\$59,575	\$61,644	\$40,263	(\$21,381)	(34.68)
100.1000.1210.39.0.93.0000	PARAS-SUPPORT-RHS	\$89,632	\$100,971	\$92,711	\$115,517	\$22,807	24.60
100.2220.1210.39.0.90.0000	PARAS-LIBRARY-RHS	\$73,843	\$64,105	\$65,947	\$65,962	\$14	0.02
100.3200.1210.39.0.34.0000	PARAS-STUDENT LIFE	\$20,757	\$20,445	\$22,168	\$23,080	\$912	4.11
100.2400.1214.39.0.96.0000	SECRETARIES & DATA COC	\$358,788	\$338,405	\$346,845	\$447,168	\$100,323	28.92
100.1000.1220.39.0.93.0000	SUB PARAS-RHS	\$12,414	\$2,476	\$5,500	\$5,500	\$0	0.00
100.2400.1224.39.0.96.0000	SUB SECRETARIES	\$1,657	\$2,001	\$5,000	\$5,000	\$0	0.00
100.1000.3300.39.0.93.0000	PROFESSIONAL ED SVCS	\$13,280	\$14,936	\$19,800	\$19,800	\$0	0.00
100.1000.4300.39.0.04.0000	EQUIP REP-ART:RHS	\$519	\$104	\$1,313	\$1,313	\$0	0.00
100.1000.4300.39.0.14.0000	EQUIP REP-HOME ECONOM	\$3,199	\$1,468	\$3,215	\$3,215	\$0	0.00
100.1000.4300.39.0.16.0000	EQUIP REP-TECH ED	\$1,984	\$1,998	\$2,000	\$2,000	\$0	0.00
100.1000.4300.39.0.20.0000	EQUIP REP-MUSIC	\$5,580	\$4,468	\$5,779	\$5,779	\$0	0.00
100.1000.4300.39.0.24.0000	EQUIP REP-PE	\$315	\$0	\$3,715	\$3,715	\$0	0.00
100.1000.4300.39.0.26.0000	EQUIP REP-SCIENCE	\$2,800	\$311	\$3,000	\$3,000	\$0	0.00
100.1000.4300.39.0.93.0000	EQUIP REP-SUPPORT	\$358	\$20	\$5,000	\$0	(\$5,000)	(100.00)
100.2220.4300.39.0.90.0000	EQUIP REP-LIBRARY	\$541	\$209	\$200	\$200	\$0	0.00
100.1000.5102.39.0.10.0000	TRANS-WORLD LANG	\$4,508	\$3,890	\$4,750	\$4,750	\$0	0.00
100.1000.5102.39.0.20.0000	TRANSPORTATION-MUSIC	\$2,489	\$0	\$2,000	\$3,800	\$1,800	90.00
100.1000.5102.39.0.26.0000	TRANS-OCEANOGRAPHY	\$7,255	\$3,251	\$6,180	\$6,180	\$0	0.00
100.1000.5102.39.0.93.0000	TRANS-STUDENT TRIP	\$582	\$4,495	\$5,000	\$5,000	\$0	0.00
100.3200.5103.39.0.34.0000	TRANS-STUDENT LIFE	\$7,439	\$4,402	\$15,828	\$15,828	\$0	0.00
100.2400.5301.39.0.96.0000	POSTAGE-RHS	\$15,103	\$10,766	\$3,000	\$3,000	\$0	0.00
100.1000.5500.39.0.93.0000	PRINTING-RHS	\$1,502	\$402	\$4,000	\$4,000	\$0	0.00



## RIDGEFIELD PUBLIC SCHOOLS

### \*\*\*\*RIDGEFIELD HIGH BUDGET

Fiscal Year: 2020-2021

Print accounts with zero balance     Round to whole dollars     Account on new page

Exclude inactive accounts with zero balance

From Date: 2/1/2021

To Date: 2/28/2021

Definition: 1. FY 2021-2022 Superintendent Proposed Budget

Account	Description	2018-2019 Actual	2019-2020 Actual	2020-2021 Budget	2021-2022 Proposed Budget	Difference	Percent Change
100.3200.5500.39.0.34.0000	PUBLICATIONS	\$6,183	\$0	\$6,500	\$6,500	\$0	0.00
100.6110.5610.39.0.00.0000	MAGNET SCHOOL	\$4,700	\$4,700	\$7,000	\$7,000	\$0	0.00
100.2210.5800.39.0.93.0000	CONF & TRAINING-RHS	\$15,629	\$8,018	\$32,499	\$0	(\$32,499)	(100.00)
100.1000.5801.39.0.93.0000	LCL MILEAGE-STAFF-RHS	\$1,689	\$1,633	\$3,500	\$3,500	\$0	0.00
100.2400.5801.39.0.96.0000	LOCAL MILEAGE-ADMIN	\$902	\$202	\$1,200	\$1,200	\$0	0.00
100.2210.5900.39.0.93.0000	TOLERANCE TRAINING	\$4,500	\$6,500	\$10,000	\$10,000	\$0	0.00
100.3200.5900.39.0.34.0000	PURCHASED SVS-STUDEN'	\$0	\$1,902	\$0	\$0	\$0	0.00
100.1000.5901.39.0.93.0000	MICROFILMING	\$105	\$105	\$500	\$500	\$0	0.00
100.3200.5901.39.0.34.0000	GRADUATION EXPENSE	\$16,770	\$41,899	\$19,000	\$19,000	\$0	0.00
100.1000.5903.39.0.93.0000	LEADERSHIP TRAINING-PUI	\$0	\$1,500	\$2,000	\$2,000	\$0	0.00
100.1000.6110.39.0.04.0000	INSTR MAT-ART	\$21,945	\$20,177	\$22,009	\$22,009	\$0	0.00
100.1000.6110.39.0.06.0000	INSTR MAT-BUSINESS	\$3,609	\$3,928	\$4,190	\$4,190	\$0	0.00
100.1000.6110.39.0.08.0000	INSTR MAT-ENGLISH	\$4,306	\$3,716	\$3,720	\$2,720	(\$1,000)	(26.88)
100.1000.6110.39.0.10.0000	INSTR MAT-WORLD LANG	\$11,897	\$8,604	\$12,160	\$12,160	\$0	0.00
100.1000.6110.39.0.12.0000	INSTR MAT-HEALTH	\$3,147	\$3,275	\$3,280	\$3,280	\$0	0.00
100.1000.6110.39.0.14.0000	INSTR MAT-HOME EC	\$28,526	\$23,822	\$24,315	\$24,315	\$0	0.00
100.1000.6110.39.0.15.0000	SUPPLIES-THEATRE ARTS	\$3,960	\$2,271	\$4,007	\$4,007	\$0	0.00
100.1000.6110.39.0.16.0000	INSTR MAT-TECH ED	\$3,999	\$5,988	\$6,000	\$6,000	\$0	0.00
100.1000.6110.39.0.18.0000	INSTR MAT-MATH	\$16,213	\$18,098	\$18,365	\$18,365	\$0	0.00
100.1000.6110.39.0.19.0000	ALTERNATIVE HS-MAT	\$3,181	\$2,839	\$3,400	\$3,400	\$0	0.00
100.1000.6110.39.0.20.0000	INSTR MAT-MUSIC	\$5,299	\$3,785	\$5,588	\$5,588	\$0	0.00
100.1000.6110.39.0.24.0000	INSTR MAT-PHYSICAL ED	\$5,073	\$5,463	\$5,595	\$5,595	\$0	0.00
100.1000.6110.39.0.26.0000	INSTR MAT-SCIENCE	\$34,317	\$48,293	\$51,387	\$51,387	\$0	0.00
100.1000.6110.39.0.28.0000	INSTR MAT-SOCIAL STUD	\$13,996	\$14,921	\$15,000	\$15,000	\$0	0.00

## RIDGEFIELD PUBLIC SCHOOLS

**\*\*\*\*RIDGEFIELD HIGH BUDGET**

Fiscal Year: 2020-2021

Print accounts with zero balance   
  Round to whole dollars   
  Account on new page  
 Exclude inactive accounts with zero balance

From Date: 2/1/2021

To Date: 2/28/2021

Definition: 1. FY 2021-2022 Superintendent Proposed Budget

Account	Description	2018-2019 Actual	2019-2020 Actual	2020-2021 Budget	2021-2022 Proposed Budget	Difference	Percent Change
100.1000.6110.39.0.30.0000	INSTR MAT-LITERACY	\$4,145	\$4,656	\$4,679	\$4,179	(\$500)	(10.69)
100.1000.6110.39.0.55.0000	PROJECT LTW-SUPPLIES	\$2,966	\$2,977	\$4,540	\$4,540	\$0	0.00
100.1000.6110.39.0.56.0000	SPED INSTR MATERIALS	\$0	\$0	\$2,000	\$2,000	\$0	0.00
100.1000.6110.39.0.93.0000	INSTR MAT-SCHOOLWIDE	\$5,947	\$4,237	\$8,000	\$8,000	\$0	0.00
100.2220.6110.39.0.90.0000	INSTR MAT-LIBRARY	\$4,568	\$4,638	\$4,790	\$2,500	(\$2,290)	(47.81)
100.3200.6110.39.0.34.0000	STUDENT LIFE-OFFICE MAT	\$4,233	\$4,174	\$4,300	\$4,300	\$0	0.00
100.2400.6111.39.0.96.0000	OFFICE SUPPLIES	\$10,804	\$11,763	\$14,500	\$14,500	\$0	0.00
100.3200.6111.39.0.34.0000	CLUB MATERIALS	\$5,535	\$3,511	\$8,800	\$8,800	\$0	0.00
100.1000.6115.39.0.93.0000	SCHEDULING MATERIALS	\$0	\$0	\$1,000	\$1,000	\$0	0.00
100.1000.6410.39.0.06.0000	TEXTBOOKS-BUSINESS	\$0	\$399	\$400	\$400	\$0	0.00
100.1000.6410.39.0.08.0000	TEXTBOOKS-ENGLISH	\$17,496	\$19,828	\$19,050	\$20,050	\$1,000	5.25
100.1000.6410.39.0.10.0000	TEXTBKS WORLD LANG	\$9,920	\$8,895	\$10,470	\$9,470	(\$1,000)	(9.55)
100.1000.6410.39.0.18.0000	TEXTBOOKS-MATH	\$28,171	\$23,500	\$23,500	\$23,500	\$0	0.00
100.1000.6410.39.0.26.0000	TEXTBOOKS-SCIENCE	\$5,466	\$167	\$6,000	\$6,000	\$0	0.00
100.1000.6410.39.0.28.0000	TEXTBOOKS-SOCIAL STUD	\$9,725	\$10,174	\$10,240	\$10,240	\$0	0.00
100.1000.6410.39.0.30.0000	TEXTBOOKS-LITERACY	\$5,934	\$5,499	\$5,500	\$6,000	\$500	9.09
100.2220.6420.39.0.90.0000	LIBRARY COLLECTIONS	\$31,497	\$30,215	\$31,275	\$37,308	\$6,033	19.29
100.1000.7302.39.0.16.0000	EQUIP-TECH ED	\$3,999	\$3,235	\$4,000	\$4,000	\$0	0.00
100.1000.7302.39.0.18.0000	EQUIP-MATH	\$1,455	\$4,383	\$4,400	\$4,400	\$0	0.00
100.1000.7302.39.0.20.0000	EQUIP-MUSIC	\$300	\$0	\$300	\$300	\$0	0.00
100.1000.7302.39.0.26.0000	EQUIP-SCIENCE	\$13,383	\$3,456	\$3,506	\$3,506	\$0	0.00
100.1000.7302.39.0.55.0000	PROJECT LTW-EQUIPMENT	\$5,331	\$4,063	\$4,855	\$4,855	\$0	0.00
100.1000.7302.39.0.93.0000	EQUIP-SCHOOLWIDE	\$88,204	\$27,621	\$41,580	\$41,580	\$0	0.00
100.2220.7302.39.0.90.0000	EQUIP-LIBRARY	\$16,327	\$16,715	\$16,718	\$13,000	(\$3,718)	(22.24)

## RIDGEFIELD PUBLIC SCHOOLS

**\*\*\*\*RIDGEFIELD HIGH BUDGET**

Fiscal Year: 2020-2021

Print accounts with zero balance   
  Round to whole dollars   
  Account on new page  
 Exclude inactive accounts with zero balance

From Date: 2/1/2021

To Date: 2/28/2021

Definition: 1. FY 2021-2022 Superintendent Proposed Budget

Account	Description	2018-2019 Actual	2019-2020 Actual	2020-2021 Budget	2021-2022 Proposed Budget	Difference	Percent Change
100.1000.8100.39.0.04.0000	MEMBERSHIPS-ART	\$0	\$105	\$1,030	\$1,030	\$0	0.00
100.1000.8100.39.0.10.0000	MBRSH- WORLD LANG	\$0	\$0	\$0	\$1,000	\$1,000	0.00
100.1000.8100.39.0.18.0000	MEMBERSHIPS-MATH	\$882	\$633	\$850	\$850	\$0	0.00
100.1000.8100.39.0.20.0000	MEMBERSHIPS-MUSIC	\$134	\$487	\$1,030	\$1,030	\$0	0.00
100.1000.8100.39.0.26.0000	MEMBERSHIPS-SCIENCE	\$0	\$0	\$175	\$175	\$0	0.00
100.2220.8100.39.0.90.0000	MEMBERSHIPS-LIBRARY	\$768	\$474	\$485	\$460	(\$25)	(5.15)
100.2400.8100.39.0.96.0000	MEMBERSHIPS-ADMIN	\$10,328	\$10,538	\$12,000	\$12,000	\$0	0.00
100.3200.8900.39.0.26.0000	OCEANOGRAPHY TRIPS	\$2,645	\$5,255	\$5,400	\$5,400	\$0	0.00
100.1000.8901.39.0.93.0000	PARENT MEETINGS	\$4,539	\$3,167	\$5,500	\$5,500	\$0	0.00
100.3200.8902.39.0.34.0000	STUDENT ASSEMBLIES-S/A	\$2,125	\$650	\$2,715	\$2,715	\$0	0.00
100.3200.8903.39.0.34.0000	STUDENT PROD - S/A	\$17,532	\$17,649	\$18,720	\$18,720	\$0	0.00
100.3200.8904.39.0.34.0000	EXCHANGE STUDENTS	\$1,622	\$1,780	\$2,550	\$2,550	\$0	0.00
LOC: High School - 39		\$13,528,409	\$13,894,475	\$14,150,079	\$14,483,492	\$333,413	2.36
<b>Grand Total:</b>		\$13,528,409	\$13,894,475	\$14,150,079	\$14,483,492	\$333,413	2.36

End of Report

**RIDGEFIELD**  
**HIGH**  **SCHOOL**

Ridgefield High School Athletics

*FY 2021/2022 Budget*



## Athletics (RHS) Budget Summary Narrative 2021-2022

The Athletics department is an integral part of the Ridgefield High School (RHS) experience. Traditionally, about 55% of RHS students participate on at least one interscholastic athletic team during the course of each school year, with many taking part in two or three seasons annually. Through education-based athletics, our coaches continue to foster the *RHS Core Values* of *Collaboration, Innovation, Mindfulness, Communication, Knowledge and Resilience* that are cornerstones of the RHS experience.

The 2021-2022 athletics budget was developed with a zero-based approach and a conservative mindset given the climate regarding the budget within the community. This budget will allow the RHS Athletics department to maintain all current programs and coaching positions while providing the essential items needed for each program to compete.

From a personnel standpoint, the department consists of an athletics director, a secretary, a part-time paraprofessional, a full-time athletic trainer, a full-time athletic trainer/strength coach and a facilities manager. There are three competitive seasons each school year and the scope of the RHS program is as follows:

Fall: 11 sports - 25 teams - 34 paid coaches

Winter: 13 sports - 25 teams - 32 paid coaches

Spring: 12 sports - 26 teams - 35 paid coaches

The overall athletics budget is comprised of several factors: BOE budgeted amounts, pay-to-participate revenue, gate receipt revenue, and facility rental revenue. An average of the last five years shows that the BOE budget accounts for roughly 73% of the overall budget while the remaining revenue streams account for roughly 27% (or approximately \$400,000 each year). With declining enrollment numbers, a static pay-to-participate fee and annual increases in costs, the current budgeting approach continues to present long-term challenges.

There are several organizations that support the athletics program as a whole, including Tiger Hollow Inc. and the Athletic Advisory Council (both 501c3 non-profit organizations) as well as individual program “booster clubs”.

The 2021-2022 athletics budget request is generated to:

- Support a large, diverse interscholastic department that allows our student athletes to compete at both the league and state levels within the FCIAC, CIAC, CHSGHA and CISL.
- Provide all athletes with safe playing environments and adequate equipment and uniforms with the goal of maintaining the high level of success we currently enjoy.
- Meet contractual obligations with our coaching staff and external vendors while continuing to promote athletic opportunities for both male and female student-athletes.
- Maintain all aspects of an athletic department that is highly respected and a source of pride for our community.

## RIDGEFIELD PUBLIC SCHOOLS

### \*\*\*\*ATHLETICS BUDGET

Fiscal Year: 2020-2021

Print accounts with zero balance   
  Round to whole dollars   
  Account on new page

Exclude inactive accounts with zero balance

From Date: 2/1/2021

To Date: 2/28/2021

Definition: 1. FY 2021-2022 Superintendent Proposed Budget

Account	Description	2018-2019 Actual	2019-2020 Actual	2020-2021 Budget	2021-2022 Proposed Budget	Difference	Percent Change
510.3200.1110.38.0.36.0000	ATHLETIC DIRECTOR	\$170,894	\$173,457	\$176,059	\$179,580	\$3,521	2.00
510.3200.1141.38.0.36.0001	CHEERLEADING FALL	\$9,656	\$9,752	\$9,850	\$9,948	\$98	0.99
510.3200.1141.38.0.36.0005	COACHES BCC FALL	\$9,656	\$9,752	\$9,850	\$9,948	\$98	0.99
510.3200.1141.38.0.36.0006	COACHES GCC FALL	\$9,656	\$9,752	\$9,850	\$9,948	\$98	0.99
510.3200.1141.38.0.36.0007	COACHES FIELD HOCKEY F	\$18,362	\$18,141	\$20,619	\$20,824	\$205	0.99
510.3200.1141.38.0.36.0008	COACHES FOOTBALL FALL	\$42,200	\$42,875	\$44,072	\$44,508	\$436	0.99
510.3200.1141.38.0.36.0015	COACHES BOYS SOCCER F	\$20,288	\$20,415	\$20,619	\$20,824	\$205	0.99
510.3200.1141.38.0.36.0016	COACHES GIRLS SOCCER I	\$19,712	\$20,512	\$20,619	\$20,824	\$205	0.99
510.3200.1141.38.0.36.0019	COACHES GIRLS SWIMMIN	\$13,033	\$15,791	\$15,949	\$16,108	\$159	1.00
510.3200.1141.38.0.36.0027	COACHES GIRLS VOLLEYB.	\$14,284	\$14,679	\$15,949	\$16,108	\$159	1.00
510.3200.1141.38.0.36.0030	COACHES FITNESS CTR FA	\$832	\$832	\$1,000	\$1,000	\$0	0.00
510.3200.1141.38.0.36.0034	COACHES DANCE FALL	\$3,577	\$4,118	\$4,159	\$4,201	\$42	1.01
510.3200.1142.38.0.36.0001	COACHES CHEERLEADING	\$9,656	\$9,752	\$9,850	\$9,948	\$98	0.99
510.3200.1142.38.0.36.0003	COACHES BOYS BASKETB/	\$22,564	\$22,537	\$23,783	\$24,020	\$237	1.00
510.3200.1142.38.0.36.0004	COACHES GIRLS BASKETB.	\$23,314	\$23,547	\$23,783	\$24,020	\$237	1.00
510.3200.1142.38.0.36.0010	COACHES BOYS ICE HOCK	\$16,135	\$16,297	\$16,460	\$16,623	\$163	0.99
510.3200.1142.38.0.36.0011	COACHES GIRLS ICE HOCK	\$11,557	\$11,167	\$11,790	\$11,907	\$117	0.99
510.3200.1142.38.0.36.0014	COACHES SKIING WINTER	\$13,215	\$13,726	\$15,031	\$15,179	\$148	0.98
510.3200.1142.38.0.36.0018	COACHES BOYS SWIMMINC	\$15,635	\$11,673	\$15,949	\$16,108	\$159	1.00
510.3200.1142.38.0.36.0022	COACHES BIT WINTER	\$16,235	\$17,409	\$17,582	\$17,757	\$175	1.00
510.3200.1142.38.0.36.0023	COACHES GIT WINTER	\$16,235	\$16,903	\$17,582	\$17,757	\$175	1.00
510.3200.1142.38.0.36.0028	COACHES WRESTLING WIN	\$10,907	\$11,673	\$11,790	\$11,907	\$117	0.99
510.3200.1142.38.0.36.0030	COACHES FITNESS CTR WI	\$1,216	\$704	\$1,000	\$1,000	\$0	0.00
510.3200.1142.38.0.36.0034	COACHES DANCE WINTER	\$4,078	\$4,118	\$4,159	\$4,201	\$42	1.01



## RIDGEFIELD PUBLIC SCHOOLS

### \*\*\*\*ATHLETICS BUDGET

Fiscal Year: 2020-2021

Print accounts with zero balance   
  Round to whole dollars   
  Account on new page

Exclude inactive accounts with zero balance

From Date: 2/1/2021

To Date: 2/28/2021

Definition: 1. FY 2021-2022 Superintendent Proposed Budget

Account	Description	2018-2019 Actual	2019-2020 Actual	2020-2021 Budget	2021-2022 Proposed Budget	Difference	Percent Change
510.3200.1143.38.0.36.0002	COACHES BASEBALL SPRIN	\$20,213	\$5,584	\$20,619	\$20,824	\$205	0.99
510.3200.1143.38.0.36.0009	COACHES BOYS GOLF SPR	\$8,905	\$4,624	\$9,850	\$9,948	\$98	0.99
510.3200.1143.38.0.36.0012	COACHES BOYS LACROSSI	\$20,213	\$10,461	\$20,619	\$20,824	\$205	0.99
510.3200.1143.38.0.36.0013	COACHES GIRLS LACROSS	\$20,213	\$7,896	\$20,619	\$20,824	\$205	0.99
510.3200.1143.38.0.36.0017	COACHES SOFTBALL SPRIN	\$15,885	\$5,837	\$16,460	\$16,623	\$163	0.99
510.3200.1143.38.0.36.0020	COACHES BOYS TENNIS SF	\$10,156	\$5,129	\$10,361	\$10,463	\$102	0.98
510.3200.1143.38.0.36.0021	COACHES GIRLS TENNIS S	\$10,156	\$4,624	\$10,361	\$10,463	\$102	0.98
510.3200.1143.38.0.36.0024	COACHES BOT SPRING	\$19,962	\$10,461	\$21,130	\$21,339	\$209	0.99
510.3200.1143.38.0.36.0025	COACHES GOT SPRING	\$19,962	\$8,023	\$21,130	\$21,339	\$209	0.99
510.3200.1143.38.0.36.0026	COACHES BOYS VOLLEYB/	\$11,557	\$5,837	\$11,790	\$11,907	\$117	0.99
510.3200.1143.38.0.36.0029	COACHES GIRLS GOLF SPF	\$8,805	\$2,817	\$9,850	\$9,948	\$98	0.99
510.3200.1143.38.0.36.0030	COACHES FITNESS CTR SF	\$1,056	\$0	\$1,000	\$1,000	\$0	0.00
510.3200.1143.38.0.36.0033	COACHES UNIFIED SPORTS	\$3,226	\$3,563	\$9,876	\$9,975	\$99	1.00
510.3200.1210.38.0.36.0030	ATHLETIC TRAINER & FACIL	\$50,978	\$53,899	\$55,462	\$78,689	\$23,227	41.88
510.3200.1210.38.0.36.0031	CUSTODIANS TIGER HOLLC	\$9,703	\$5,841	\$22,500	\$0	(\$22,500)	(100.00)
510.3200.1211.38.0.36.0000	PARAPROFESSIONALS	\$9,851	\$10,525	\$10,619	\$11,619	\$1,000	9.41
510.3200.1214.38.0.36.0000	SECRETARIES:ATHLETICS	\$66,804	\$64,883	\$66,681	\$61,739	(\$4,942)	(7.41)
510.3200.1220.38.0.36.0031	TEMP EMPLOYEES TIGER H	\$4,706	\$3,203	\$5,500	\$0	(\$5,500)	(100.00)
510.3200.1240.38.0.36.0000	ATC/STRENGTH & CONDITI	\$42,872	\$31,261	\$46,643	\$51,593	\$4,950	10.61
510.3200.1240.38.0.36.0008	SUPPORT PERSONNEL	\$0	\$60	\$0	\$0	\$0	0.00
510.3200.1241.38.0.36.0001	SUP SAL CHEER FALL	\$0	\$403	\$0	\$0	\$0	0.00
510.3200.1241.38.0.36.0007	SUP SAL FIELD HOCKEY-FA	\$834	\$975	\$900	\$900	\$0	0.00
510.3200.1241.38.0.36.0008	SUP SAL FOOTBALL-FALL	\$8,742	\$5,521	\$4,175	\$4,175	\$0	0.00
510.3200.1241.38.0.36.0015	SUP SAL BOYS SOCCER-FA	\$836	\$600	\$900	\$900	\$0	0.00

## RIDGEFIELD PUBLIC SCHOOLS

### \*\*\*\*ATHLETICS BUDGET

Fiscal Year: 2020-2021

Print accounts with zero balance     Round to whole dollars     Account on new page

Exclude inactive accounts with zero balance

From Date: 2/1/2021

To Date: 2/28/2021

Definition: 1. FY 2021-2022 Superintendent Proposed Budget

Account	Description	2018-2019 Actual	2019-2020 Actual	2020-2021 Budget	2021-2022 Proposed Budget	Difference	Percent Change
510.3200.1241.38.0.36.0016	SUP SAL GIRLS SOCCER-F	\$1,283	\$750	\$900	\$900	\$0	0.00
510.3200.1241.38.0.36.0027	SUP SAL GIRLS VOLLEYBAL	\$1,789	\$0	\$0	\$0	\$0	0.00
510.3200.1242.38.0.36.0003	SUP SAL BOYS BASKETBAL	\$13,451	\$9,093	\$6,300	\$6,300	\$0	0.00
510.3200.1242.38.0.36.0004	SUP SAL GIRLS BASKETBAL	\$5,942	\$7,068	\$4,500	\$4,500	\$0	0.00
510.3200.1242.38.0.36.0010	SUP SAL BOYS ICE HOCKEY	\$1,775	\$200	\$1,125	\$1,125	\$0	0.00
510.3200.1242.38.0.36.0028	SUP SAL WRESTLING-WINT	\$1,176	(\$1,964)	\$250	\$250	\$0	0.00
510.3200.1243.38.0.36.0002	SUP SAL BASEBALL-SPRING	\$38	\$0	\$0	\$0	\$0	0.00
510.3200.1243.38.0.36.0012	SUP SAL BOYS LACROSSE	\$825	\$0	\$1,500	\$1,500	\$0	0.00
510.3200.1243.38.0.36.0013	SUP SAL GIRLS LACROSSE	\$750	\$0	\$750	\$750	\$0	0.00
510.3200.1243.38.0.36.0026	SUP SAL BOYS VOLLEYBAL	\$284	\$0	\$0	\$0	\$0	0.00
510.3200.4201.38.0.36.0000	PAINT	\$1,037	\$579	\$2,500	\$2,500	\$0	0.00
510.3200.4300.38.0.36.0000	REPAIRS EQUIPMENT	\$1,126	\$13,786	\$3,000	\$3,000	\$0	0.00
510.3200.4300.38.0.36.0031	REPAIRS EQUIP TIGER HOLE	(\$619)	\$3,075	\$5,000	\$5,000	\$0	0.00
510.3200.4300.38.0.36.0032	REPAIRS EQUIP METZGER	\$1,496	\$0	\$1,500	\$1,500	\$0	0.00
510.3200.5141.38.0.36.0001	TRANSP.CHEERLEADING F	\$1,124	\$1,558	\$2,163	\$2,218	\$55	2.54
510.3200.5141.38.0.36.0005	TRANSP.BOYS CROSS COUNTRY	\$2,433	\$2,140	\$3,245	\$3,326	\$81	2.50
510.3200.5141.38.0.36.0006	TRANSP.GIRLS CROSS COUNTRY	\$2,263	\$2,140	\$3,245	\$3,326	\$81	2.50
510.3200.5141.38.0.36.0007	TRANSP.GIRLS FIELD HOCKEY	\$6,071	\$7,030	\$7,932	\$8,131	\$199	2.51
510.3200.5141.38.0.36.0008	TRANSP.BOYS FOOTBALL F	\$8,015	\$11,539	\$12,259	\$12,566	\$307	2.50
510.3200.5141.38.0.36.0015	TRANSP.BOYS SOCCER FA	\$7,279	\$7,733	\$7,932	\$8,131	\$199	2.51
510.3200.5141.38.0.36.0016	TRANSP.GIRLS SOCCER FA	\$8,169	\$6,051	\$7,932	\$8,131	\$199	2.51
510.3200.5141.38.0.36.0019	TRANSP.GIRLS SWIMMING	\$5,576	\$5,487	\$5,408	\$4,805	(\$603)	(11.15)
510.3200.5141.38.0.36.0027	TRANSP.GIRLS VOLLEYBAL	\$7,142	\$8,419	\$9,014	\$9,240	\$226	2.51
510.3200.5142.38.0.36.0001	TRANSP.CHEERLEADING V	\$2,991	\$2,347	\$2,163	\$2,218	\$55	2.54



## RIDGEFIELD PUBLIC SCHOOLS

### \*\*\*\*ATHLETICS BUDGET

Fiscal Year: 2020-2021

Print accounts with zero balance   
  Round to whole dollars   
  Account on new page

Exclude inactive accounts with zero balance

From Date: 2/1/2021

To Date: 2/28/2021

Definition: 1. FY 2021-2022 Superintendent Proposed Budget

Account	Description	2018-2019 Actual	2019-2020 Actual	2020-2021 Budget	2021-2022 Proposed Budget	Difference	Percent Change
510.3200.5142.38.0.36.0003	TRANSP.BOYS BASKETBAL	\$8,979	\$8,268	\$8,653	\$8,870	\$217	2.51
510.3200.5142.38.0.36.0004	TRANSP.GIRLS BASKETBAL	\$8,394	\$7,223	\$8,653	\$8,870	\$217	2.51
510.3200.5142.38.0.36.0010	TRANSP.BOYS ICE HOCKEY	\$8,515	\$7,310	\$9,735	\$9,979	\$244	2.51
510.3200.5142.38.0.36.0011	TRANSP.GIRLS ICE HOCKEY	\$3,507	\$2,028	\$5,796	\$5,914	\$118	2.04
510.3200.5142.38.0.36.0014	TRANSP.SKIING WINTER	\$8,350	\$7,500	\$11,525	\$11,775	\$250	2.17
510.3200.5142.38.0.36.0018	TRANSP.BOYS SWIMMING	\$3,878	\$2,480	\$4,687	\$4,805	\$118	2.52
510.3200.5142.38.0.36.0022	TRANSP.BOYS INDOOR TR	\$3,582	\$4,611	\$5,769	\$5,914	\$145	2.51
510.3200.5142.38.0.36.0023	TRANSP.GIRLS INDOOR TR	\$4,111	\$5,277	\$5,769	\$5,914	\$145	2.51
510.3200.5142.38.0.36.0028	TRANSP.BOYS WRESTLING	\$6,987	\$7,405	\$6,490	\$6,653	\$163	2.51
510.3200.5142.38.0.36.0034	TRANSP. DANCE/WINTER	\$1,264	\$1,313	\$1,298	\$1,331	\$33	2.54
510.3200.5143.38.0.36.0002	TRANSP.BOYS BASEBALL	\$7,771	\$0	\$8,653	\$8,870	\$217	2.51
510.3200.5143.38.0.36.0009	TRANSP.BOYS GOLF SPRING	\$2,805	\$0	\$4,200	\$4,200	\$0	0.00
510.3200.5143.38.0.36.0012	TRANSP.BOYS LACROSSE	\$7,541	\$0	\$8,293	\$8,501	\$208	2.51
510.3200.5143.38.0.36.0013	TRANSP.GIRLS LACROSSE	\$7,354	\$0	\$9,302	\$8,501	(\$801)	(8.61)
510.3200.5143.38.0.36.0017	TRANSP.SOFTBALL SPRING	\$6,680	\$0	\$5,408	\$5,544	\$136	2.51
510.3200.5143.38.0.36.0020	TRANSP.BOYS TENNIS SPRING	\$3,480	\$0	\$4,327	\$4,435	\$108	2.50
510.3200.5143.38.0.36.0021	TRANSP.GIRLS TENNIS SPRING	\$3,041	\$0	\$4,327	\$4,435	\$108	2.50
510.3200.5143.38.0.36.0024	TRANSP.BOYS OUTDOOR TENNIS	\$3,132	\$0	\$4,327	\$4,435	\$108	2.50
510.3200.5143.38.0.36.0025	TRANSP.GIRLS OUTDOOR TENNIS	\$4,139	\$0	\$4,327	\$4,435	\$108	2.50
510.3200.5143.38.0.36.0026	TRANSP.BOYS VOLLEYBALL	\$3,971	\$0	\$5,048	\$5,174	\$126	2.50
510.3200.5143.38.0.36.0029	TRANSP.GIRLS GOLF SPRING	\$3,675	\$0	\$3,000	\$3,000	\$0	0.00
510.3200.5143.38.0.36.0033	TRANSP.-UNIFIED SPORTS	\$589	\$233	\$2,163	\$2,218	\$55	2.54
510.3200.5801.38.0.36.0000	LOCAL MILEAGE	\$223	\$2,282	\$1,500	\$1,500	\$0	0.00
510.3200.5902.38.0.36.0000	ATHLETIC TRAINER	\$24,113	\$16,667	\$25,000	\$0	(\$25,000)	(100.00)

# RIDGEFIELD PUBLIC SCHOOLS

**\*\*\*\*ATHLETICS BUDGET**

Fiscal Year: 2020-2021

- Print accounts with zero balance   
  Round to whole dollars   
  Account on new page  
 Exclude inactive accounts with zero balance

From Date: 2/1/2021

To Date: 2/28/2021

Definition: 1. FY 2021-2022 Superintendent Proposed Budget

Account	Description	2018-2019 Actual	2019-2020 Actual	2020-2021 Budget	2021-2022 Proposed Budget	Difference	Percent Change
510.3200.5903.38.0.36.0000	CAPTAINS LEADERSHIP TR	\$2,990	\$2,736	\$3,500	\$3,500	\$0	0.00
510.3200.5940.38.0.36.0000	PURCH.SERV.VIDEO PROD	\$0	\$0	\$30,000	\$30,000	\$0	0.00
510.3200.5940.38.0.36.7001	SECURITY AND HEALTH	\$0	\$0	\$21,800	\$21,800	\$0	0.00
510.3200.5941.38.0.36.0005	PURCH.SERV.BCC-FALL	\$1,839	\$650	\$0	\$0	\$0	0.00
510.3200.5941.38.0.36.0008	PURCH.SERV.GCC-FALL	\$510	\$811	\$0	\$0	\$0	0.00
510.3200.5941.38.0.36.0007	PURCH.SERV.FIELD HOCCKE	\$2,877	\$3,585	\$4,248	\$4,248	\$0	0.00
510.3200.5941.38.0.36.0008	PURCH.SERV.FOOTBALL-F	\$22,641	\$25,320	\$14,738	\$14,738	\$0	0.00
510.3200.5941.38.0.36.0015	PURCH.SERV.BOYS SOCCE	\$3,074	\$3,598	\$4,400	\$4,400	\$0	0.00
510.3200.5941.38.0.36.0016	PURCH.SERV.GIRLS SOCCI	\$4,972	\$3,303	\$4,400	\$4,400	\$0	0.00
510.3200.5941.38.0.36.0019	PURCH.SERV.GIRLS SWIM-	\$15,456	\$16,325	\$16,556	\$17,008	\$452	2.73
510.3200.5941.38.0.36.0027	PURCH.SERV.GIRLS VOLLE	\$3,826	\$3,405	\$5,068	\$5,068	\$0	0.00
510.3200.5941.38.0.36.0034	PURCH. SERV. DANCE FALL	\$700	\$549	\$800	\$800	\$0	0.00
510.3200.5942.38.0.36.0001	PURCH.SERV.CHEER WINT	\$300	\$750	\$2,750	\$2,750	\$0	0.00
510.3200.5942.38.0.36.0003	PURCH.SERV.BOYS BASKE	\$13,220	\$12,213	\$5,872	\$5,872	\$0	0.00
510.3200.5942.38.0.36.0004	PURCH.SERV.GIRLS BASKE	\$4,460	\$5,600	\$5,872	\$5,872	\$0	0.00
510.3200.5942.38.0.36.0010	PURCH.SERV.BOYS ICE HC	\$47,830	\$49,461	\$49,272	\$50,272	\$1,000	2.03
510.3200.5942.38.0.36.0011	PURCH.SERV.GIRLS ICE HC	\$44,630	\$44,766	\$47,496	\$48,496	\$1,000	2.11
510.3200.5942.38.0.36.0014	PURCH.SERV.SKIING-WINT	\$12,850	\$11,852	\$15,180	\$15,620	\$440	2.90
510.3200.5942.38.0.36.0018	PURCH.SERV.BOYS SWIM-I	\$15,724	\$16,354	\$16,556	\$17,008	\$452	2.73
510.3200.5942.38.0.36.0022	PURCH.SERV.BIT-WINTER	\$350	\$300	\$0	\$0	\$0	0.00
510.3200.5942.38.0.36.0023	PURCH.SERV.GIT-WINTER	\$350	\$300	\$0	\$0	\$0	0.00
510.3200.5942.38.0.36.0028	PURCH.SERV.WRESTLING-	\$1,160	\$1,280	\$1,320	\$1,320	\$0	0.00
510.3200.5942.38.0.36.0034	PURCH. SERV. DANCE/WIN	\$500	\$1,856	\$800	\$800	\$0	0.00
510.3200.5943.38.0.36.0002	PURCH.SERV.BASEBALL-SF	\$4,660	\$3,715	\$4,764	\$4,764	\$0	0.00



## RIDGEFIELD PUBLIC SCHOOLS

### \*\*\*\*ATHLETICS BUDGET

Fiscal Year: 2020-2021

- Print accounts with zero balance   
  Round to whole dollars   
  Account on new page  
 Exclude inactive accounts with zero balance  
 Definition: 1. FY 2021-2022 Superintendent Proposed Budget

From Date: 2/1/2021

To Date: 2/28/2021

Account	Description	2018-2019 Actual	2019-2020 Actual	2020-2021 Budget	2021-2022 Proposed Budget	Difference	Percent Change
510.3200.5943.38.0.36.0009	PURCH.SERV.BOYS GOLF-F	\$750	\$0	\$800	\$800	\$0	0.00
510.3200.5943.38.0.36.0012	PURCH.SERV.BOYS LACRO	\$4,960	\$3,546	\$4,536	\$4,536	\$0	0.00
510.3200.5943.38.0.36.0013	PURCH.SERV.GIRLS LACRO	\$4,790	\$3,754	\$4,800	\$4,536	(\$264)	(5.50)
510.3200.5943.38.0.36.0017	PURCH.SERV.SOFTBALL-SI	\$4,200	\$3,120	\$4,030	\$4,030	\$0	0.00
510.3200.5943.38.0.36.0020	PURCH.SERV.BOYS TENNIS	\$540	\$0	\$0	\$0	\$0	0.00
510.3200.5943.38.0.36.0021	PURCH.SERV.GIRLS TENNIS	\$5,410	\$0	\$0	\$0	\$0	0.00
510.3200.5943.38.0.36.0024	PURCH.SERV.BOT SPRING	\$2,144	\$0	\$1,600	\$1,600	\$0	0.00
510.3200.5943.38.0.36.0025	PURCH.SERV.GOT SPRING	\$2,110	\$0	\$1,600	\$1,600	\$0	0.00
510.3200.5943.38.0.36.0026	PURCH.SERV.BOYS VOLLE	\$3,120	\$2,960	\$4,188	\$4,188	\$0	0.00
510.3200.5943.38.0.36.0029	PURCH.SERV.GIRLS GOLF-	\$750	\$0	\$800	\$800	\$0	0.00
510.3200.6141.38.0.36.0001	MATERIALS CHEERLEADIN	\$1,250	\$1,200	\$3,525	\$500	(\$3,025)	(85.82)
510.3200.6141.38.0.36.0005	MATERIALS BCC-FALL	\$3,150	\$563	\$500	\$500	\$0	0.00
510.3200.6141.38.0.36.0006	MATERIALS GCC-FALL	\$3,250	\$771	\$500	\$500	\$0	0.00
510.3200.6141.38.0.36.0007	MATERIALS FIELD HOCKEY	\$7,257	\$1,675	\$2,000	\$2,000	\$0	0.00
510.3200.6141.38.0.36.0008	MATERIALS FOOTBALL-FAL	\$15,872	\$15,930	\$12,000	\$12,000	\$0	0.00
510.3200.6141.38.0.36.0015	MATERIALS BOYS SOCCER	\$3,190	\$1,765	\$8,500	\$2,000	(\$6,500)	(76.47)
510.3200.6141.38.0.36.0016	MATERIALS GIRLS SOCCEF	\$6,411	\$2,625	\$8,500	\$2,000	(\$6,500)	(76.47)
510.3200.6141.38.0.36.0019	MATERIALS GIRLS SWIM-F/	\$2,243	\$912	\$1,300	\$1,300	\$0	0.00
510.3200.6141.38.0.36.0027	MATERIALS GIRLS V'BALL F	\$2,560	\$2,209	\$2,750	\$1,250	(\$1,500)	(54.55)
510.3200.6141.38.0.36.0034	MATERIALS DANCE FALL	\$345	\$0	\$4,950	\$500	(\$4,450)	(89.90)
510.3200.6141.38.0.36.0050	FALL RECONDITIONING	\$0	\$0	\$8,200	\$8,200	\$0	0.00
510.3200.6142.38.0.36.0001	MATERIALS CHEERLEADIN	\$2,182	\$9,065	\$3,525	\$1,000	(\$2,525)	(71.63)
510.3200.6142.38.0.36.0003	MATERIALS BOYS BASKETE	\$2,053	\$1,518	\$2,000	\$2,000	\$0	0.00
510.3200.6142.38.0.36.0004	MATERIALS GIRLS BASKET	\$2,539	\$1,628	\$2,000	\$2,000	\$0	0.00

## RIDGEFIELD PUBLIC SCHOOLS

### \*\*\*\*ATHLETICS BUDGET

Fiscal Year: 2020-2021

- Print accounts with zero balance   
  Round to whole dollars   
  Account on new page  
 Exclude inactive accounts with zero balance

From Date: 2/1/2021

To Date: 2/28/2021

Definition: 1. FY 2021-2022 Superintendent Proposed Budget

Account	Description	2018-2019 Actual	2019-2020 Actual	2020-2021 Budget	2021-2022 Proposed Budget	Difference	Percent Change
510.3200.6142.38.0.36.0010	MATERIALS BOYS ICE HOC	\$2,670	\$2,341	\$2,200	\$2,300	\$100	4.55
510.3200.6142.38.0.36.0011	MATERIALS GIRLS ICE HOC	\$2,860	\$1,105	\$2,200	\$2,300	\$100	4.55
510.3200.6142.38.0.36.0014	MATERIALS SKIING-WINTEF	\$6,351	\$7,250	\$2,100	\$2,100	\$0	0.00
510.3200.6142.38.0.36.0018	MATERIALS BOYS SWIM-WI	\$2,268	\$1,403	\$1,300	\$1,300	\$0	0.00
510.3200.6142.38.0.36.0022	MATERIALS BIT-WINTER	\$4,250	\$4,158	\$1,000	\$1,000	\$0	0.00
510.3200.6142.38.0.36.0023	MATERIALS GIT-WINTER	\$3,545	\$3,899	\$1,000	\$1,000	\$0	0.00
510.3200.6142.38.0.36.0028	MATERIALS WRESTLING-W	\$4,434	\$4,018	\$2,400	\$2,400	\$0	0.00
510.3200.6142.38.0.36.0034	MATERIALS DANCE/WINTEF	\$1,110	\$793	\$2,350	\$2,350	\$0	0.00
510.3200.6142.38.0.36.0050	WINTER RECONDITIONING	\$0	\$0	\$3,000	\$3,000	\$0	0.00
510.3200.6143.38.0.36.0002	MATERIALS BASEBALL-SPF	\$2,540	\$657	\$2,000	\$2,500	\$500	25.00
510.3200.6143.38.0.36.0009	MATERIALS BOYS GOLF-SF	\$1,193	\$599	\$1,500	\$1,600	\$100	6.67
510.3200.6143.38.0.36.0012	MATERIALS BOYS LACROS	\$9,576	\$371	\$2,500	\$2,500	\$0	0.00
510.3200.6143.38.0.36.0013	MATERIALS GIRLS LACROS	\$2,010	\$8,159	\$2,500	\$2,500	\$0	0.00
510.3200.6143.38.0.36.0017	MATERIALS SOFTBALL-SPF	\$2,949	\$1,439	\$2,000	\$2,000	\$0	0.00
510.3200.6143.38.0.36.0020	MATERIALS BOYS TENNIS-I	\$1,751	\$1,227	\$1,500	\$2,000	\$500	33.33
510.3200.6143.38.0.36.0021	MATERIALS GIRLS TENNIS-I	\$2,009	\$1,227	\$1,500	\$2,000	\$500	33.33
510.3200.6143.38.0.36.0024	MATERIALS BOT-SPRING	\$4,407	\$896	\$13,000	\$3,500	(\$9,500)	(73.08)
510.3200.6143.38.0.36.0025	MATERIALS GOT-SPRING	\$3,226	\$897	\$13,000	\$3,500	(\$9,500)	(73.08)
510.3200.6143.38.0.36.0026	MATERIALS BOYS VOLLEYE	\$3,374	\$539	\$2,750	\$1,250	(\$1,500)	(54.55)
510.3200.6143.38.0.36.0029	MATERIALS GIRLS GOLF-SI	\$1,597	\$539	\$1,500	\$1,600	\$100	6.67
510.3200.6143.38.0.36.0033	MATERIALS UNIFIED SPOR	\$1,013	\$130	\$800	\$800	\$0	0.00
510.3200.6143.38.0.36.0050	SPRING RECONDITIONING	\$0	\$0	\$1,600	\$1,600	\$0	0.00
510.3200.6144.38.0.36.0000	TRAINER SUPPLIES	\$3,875	\$10,186	\$5,000	\$5,000	\$0	0.00
510.3200.6903.38.0.36.0031	SUPPLIES TIGER HOLLOW	\$1,602	\$748	\$2,600	\$2,600	\$0	0.00



## RIDGEFIELD PUBLIC SCHOOLS

### \*\*\*\* ATHLETICS BUDGET

Fiscal Year: 2020-2021

- Print accounts with zero balance   
  Round to whole dollars   
  Account on new page  
 Exclude inactive accounts with zero balance

From Date: 2/1/2021

To Date: 2/28/2021

Definition: 1. FY 2021-2022 Superintendent Proposed Budget

Account	Description	2018-2019 Actual	2019-2020 Actual	2020-2021 Budget	2021-2022 Proposed Budget	Difference	Percent Change
510.3200.7300.38.0.36.0000	EQUIPMENT	\$41,153	\$12,986	\$20,000	\$20,000	\$0	0.00
510.3200.7392.38.0.36.0031	EQUIPMENT	\$1,450	\$0	\$0	\$0	\$0	0.00
510.3200.8100.38.0.36.0000	DUES	\$5,060	\$5,480	\$32,705	\$32,705	\$0	0.00
510.3200.8906.38.0.36.0000	OFFICE SUPPLIES	\$10,815	\$12,646	\$20,500	\$20,500	\$0	0.00
510.3200.8940.38.0.36.RR38	RENTAL REVENUE	(\$17,527)	(\$8,498)	(\$16,000)	\$0	\$16,000	(100.00)
510.3200.8941.38.0.36.RR38	FALL PARTICIPATION FEES	(\$107,300)	(\$105,804)	(\$110,000)	(\$110,000)	\$0	0.00
510.3200.8942.38.0.36.RR38	WINTER PARTICIPATION FE	(\$78,800)	(\$87,175)	(\$90,000)	(\$90,000)	\$0	0.00
510.3200.8943.38.0.36.RR38	SPRING PARTICIPATION FE	(\$117,500)	\$0	(\$112,000)	(\$112,000)	\$0	0.00
510.3200.8944.38.0.36.RR38	GATE RECEIPTS	(\$50,258)	(\$50,130)	(\$48,000)	(\$48,000)	\$0	0.00
510.3200.8947.38.0.36.BS38	FUND BALANCE	\$0	\$0	(\$115,958)	\$0	\$115,958	(100.00)
LOC: Athletics - 38		\$1,117,727	\$1,005,293	\$1,151,810	\$1,226,511	\$74,701	6.49
<b>Grand Total:</b>		\$1,117,727	\$1,005,293	\$1,151,810	\$1,226,511	\$74,701	6.49

End of Report

# RIDGEFIELD PUBLIC SCHOOLS



Curriculum

*FY 2021/2022 Budget*

## Teaching and Learning (Curriculum) Budget Summary Narrative 2021-2022

The 2021-2022 overall Curriculum budget is a strategically designed budget with an overall total of \$1,494,095.00 (This includes line items and salaries). The percentage of the total RPS budget spent on Curriculum is 1.44% (See 2016-2022 progression below).

The Curriculum budget touches every single educator, student, and family in the Ridgefield Public Schools. The curriculum budget is designed to respond to shifts in students’ academic and emotional needs and to proactively pave a path to push teaching and learning forward. We eagerly look to 2021-2022 to maintain curriculum experiences and resources for our faculty and students. As we continually make efforts to create the most robust and meaningful teaching and learning experiences for everyone in RPS, our focus and budget commitments remain dedicated to **growth for all** through professional learning, current and effective materials/resources, and more personalized learning.

FY 2016-17	FY 2017-18	FY 2018-19	FY 2019-20	FY 2020-21	FY 2021-2022
\$1,272,747	\$1,027,047	\$1,059,571	\$1,389,571	\$ 1,348,073	<b>\$ 1,494,095*</b>
1.41%	1.13%	1.18%	1.41%	1.42%	1.44%

\* The FY Curriculum Budgets above are inclusive of the following Curriculum Department salaries: 1) Four employees - Assistant Superintendent; Director of Elementary Education; 6-12 Humanities Supervisor; 6-12 STEM Supervisor; 2) an Administrative Assistant - Secretary; 3) curriculum development/writing (\$ 34,687.10); and 4) substitutes (\$70,000).

The 2020-21 non-salary request of \$637,919 represents .47% of the total 2020-2021 RPS budget.

The 2021-2022 non-salary portion of the Curriculum \$596,344 represents .58% of the total RPS Budget \$103,364,072. With significant shifts to a more digital learning landscape, reductions were made in the Math textbooks and resources line while a modest increase was made in the conference and training line for much needed professional development. In addition, educational technology software and subscriptions were streamlined into the district technology budget. The budget also reflects a restructure to the curriculum team which will include an elementary director position and two secondary 6-12 supervisor positions in STEM and Humanities.



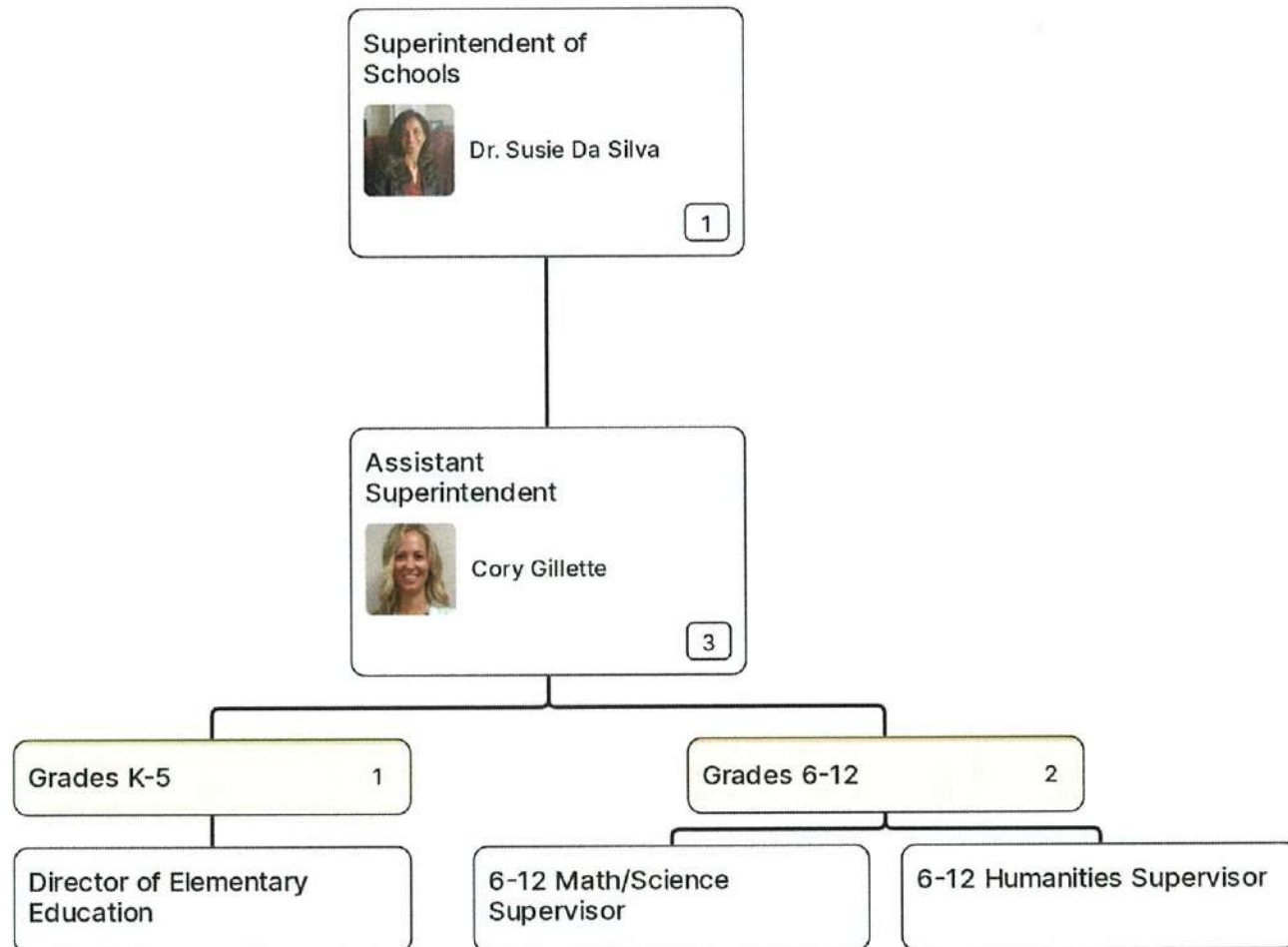
RPS will focus on the following priorities in the 2021-2022 academic year:

- 1) Build a robust curriculum organizational structure and team to lead teaching, learning, and assessment across the district.
- 2) Begin the implementation of a systematic phonics program beginning with kindergarten and first grade.
- 3) Adjust and implement a consistent approach to interventions across all 9 schools.
- 4) Expand Social Emotional Learning (SEL) opportunities to increase student wellness and engagement in various learning models.

## **2021 – 2022 Focus Areas**

- *Curriculum Organizational Structure* is a key area where RPS has an opportunity to grow and expand its leadership in all content areas. With a clear vision of building a curriculum team that can lead the heart of the district's work, teaching and learning, a revised organizational structure is paramount.
- *K-5 Literacy* will continue to focus on the five components of reading and begin professional development to implement a systematic phonics program in kindergarten and first grade. In addition, all faculty at the K-5 level will work on building a strong foundation in the five components of reading.
- *Social Emotional Learning* is a focus across all nine of our schools, K-12. Administrators and select teachers from across our schools engage in work with Yale University's Center for Emotional Intelligence. Each school will continue to turn-key SEL professional learning in each building in the 2021-2022 academic year.
- *Mathematics (K-8)* Improved curricula and resources (K-8) as well as increased job-embedded professional learning and coaching for both the math specialists and grade-level teachers continues to be a focus. In addition, we are increasing opportunities for both intervention and enrichment at both the elementary and secondary levels.
- *Next Generation Science Standards (NGSS)* continues to roll out across the District K-12. To implement the State's 5-year NGSS plan, RPS will be doing the following: Designing and revising courses; increasing hands on experiential learning with tactile materials and kinesthetic experiences; and providing conceptual professional learning experiences in STEM.

# Curriculum and Instruction



**RIDGEFIELD PUBLIC SCHOOLS  
RIDGEFIELD, CONNECTICUT**

**CURRICULUM AND INSTRUCTION**

**STAFF SUMMARY**

**2020-2021 Budgeted**

**2021-2022 Projected**

Staff

Program

Staff

Change

**CERTIFIED STAFF**

Administration

1.000	Assistant Superintendent of Curriculum & Instruction	1.000	0.000
1.000	K-12 STEM Supervisor	0.000	-1.000
1.000	K-12 Humanities Supervisor	0.000	-1.000
0.000	Director of Elementary Education	1.000	1.000
0.000	6-12 Math/Scienc Supervisore	1.000	1.000
0.000	6-12 Humanitie Supervisors	1.000	1.000
<b>3.000</b>	<b>TOTAL CERTIFIED STAFF</b>	<b>4.000</b>	<b>1.000</b>

**NON-CERTIFIED STAFF**

1.000	Administration Secretary	1.000	0.000
<b>1.000</b>	<b>TOTAL NON-CERTIFIED STAFF</b>	<b>1.000</b>	<b>0.000</b>

**RIDGEFIELD PUBLIC SCHOOLS**

**\*\*\*\*CURRICULUM BUDGET**

Fiscal Year: 2020-2021

Print accounts with zero balance     Round to whole dollars     Account on new page

Exclude inactive accounts with zero balance

From Date: 12/1/2020

To Date: 12/31/2020

Definition: 1. FY 2021-2022 Superintendent Proposed Budget

Account	Description	2018-2019 Actual	2019-2020 Actual	2020-2021 Budget	2021-2022 Proposed Budget	Difference	Percent Change
100.2210.1110.60.0.02.0000	DIR OF ELEMENTARY	\$0	\$0	\$0	\$173,853	\$173,853	0.00
100.2210.1110.60.0.02.6018	6-12 MATH/SCIENCE SUPV	\$0	\$117,407	\$147,012	\$154,013	\$7,001	4.76
100.2210.1110.60.0.02.6019	6-12 HUMANITIES SUPV	\$136,877	\$164,506	\$166,944	\$170,243	\$3,299	1.98
100.2210.1110.60.0.50.0000	CURRICULUM DVLPMT	\$19,067	\$63,580	\$34,687	\$34,687	\$0	0.00
100.2210.1110.60.0.58.0000	D.W. SALARIES-STIPENDS	\$8,152	\$15,025	\$17,000	\$17,000	\$0	0.00
100.2210.1110.60.0.61.0000	ASST SUPT CURRICULUM	\$166,398	\$205,030	\$208,105	\$210,156	\$2,050	0.99
100.2210.1120.60.0.58.0000	SUB TCHS CONF & TRAININ	\$37,507	\$35,463	\$70,000	\$70,000	\$0	0.00
100.2210.1214.60.0.96.0000	SECRETARY-CURRICULUM	\$66,529	\$64,608	\$66,406	\$67,799	\$1,393	2.10
100.2500.1221.60.0.50.0000	CLERICAL ASSIST-CURRICI	\$243	\$0	\$0	\$0	\$0	0.00
100.2210.3100.60.0.02.0000	PURCHASED SVCS-ELEMEI	\$114,017	\$37,638	\$44,750	\$108,500	\$63,750	142.46
100.2210.3100.60.0.29.0000	PURCHASED SVCS-MIDDLE	\$57,248	\$25,903	\$34,000	\$26,000	(\$8,000)	(23.53)
100.2210.3100.60.0.39.0000	PURCHASED SVCS-HIGH S	\$23,658	\$2,152	\$12,085	\$6,000	(\$6,085)	(50.35)
100.2210.3100.60.0.58.0000	PURCHASED SVCS-D.W.	\$0	\$49,215	\$76,181	\$49,500	(\$26,681)	(35.02)
100.2210.3200.60.0.52.0000	TEST SCORING SERVICES	\$960	\$0	\$3,000	\$0	(\$3,000)	(100.00)
100.2210.3200.60.0.54.0000	CITIZENSHIP COURSES	\$20,289	\$20,289	\$22,000	\$22,000	\$0	0.00
100.2210.3201.60.0.58.6103	D.W. PROFESSIONAL SERV	\$19,818	\$17,081	\$24,900	\$23,600	(\$1,300)	(5.22)
100.2210.5800.60.0.39.6210	RHS NEASC CONF & TRAIN	\$0	\$16,187	\$0	\$0	\$0	0.00
100.2210.5800.60.0.58.0000	CONF. & TRAINING - D.W.	\$35,780	\$47,938	\$69,890	\$84,244	\$14,354	20.54
100.2210.6111.60.0.96.0000	OFFICE SUPPLIES	\$1,355	\$882	\$3,000	\$3,000	\$0	0.00
100.2210.6112.60.0.52.0000	TESTS-STANDARDIZED MA	\$13,271	\$0	\$14,000	\$24,000	\$10,000	71.43
100.2210.6112.60.0.58.6107	DW PROF LIBRARY	\$2,217	\$0	\$3,000	\$3,000	\$0	0.00
100.2210.6119.60.0.58.6107	DW PROF DEV-SUPP & MAT	\$7,929	\$10,472	\$18,000	\$18,000	\$0	0.00
100.2210.6410.60.0.02.6018	MATH TEXTBKS & RESOUR	\$24,954	\$44,986	\$35,000	\$48,000	\$13,000	37.14
100.2210.6410.60.0.17.6008	LITERACY BOOKS & RESOL	\$41,320	\$17,673	\$20,000	\$17,500	(\$2,500)	(12.50)



**RIDGEFIELD PUBLIC SCHOOLS**

**\*\*\*\*CURRICULUM BUDGET**

Fiscal Year: 2020-2021

- Print accounts with zero balance   
  Round to whole dollars   
  Account on new page  
 Exclude inactive accounts with zero balance

From Date: 12/1/2020

To Date: 12/31/2020

Definition: 1. FY 2021-2022 Superintendent Proposed Budget

Account	Description	2018-2019 Actual	2019-2020 Actual	2020-2021 Budget	2021-2022 Proposed Budget	Difference	Percent Change
100.2210.6410.60.0.26.6026	SCIENCE TEXTBKS & RESO	\$32,784	\$140,005	\$108,000	\$93,000	(\$15,000)	(13.89)
100.2210.6410.60.0.28.6008	SOCIAL STUDIES TEXTBKS	\$0	\$37,235	\$50,000	\$0	(\$50,000)	(100.00)
100.2210.6410.60.0.58.0000	INITIAL PURCHASE TEXTBK	\$85,182	\$94,736	\$100,112	\$70,000	(\$30,112)	(30.08)
LOC: Curriculum Services - 60		\$915,556	\$1,228,011	\$1,348,073	\$1,494,095	\$146,022	10.83
<b>Grand Total:</b>		\$915,556	\$1,228,011	\$1,348,073	\$1,494,095	\$146,022	10.83

End of Report



Facilities

*FY 2021/2022 Budget*

## Facilities Department Budget Summary Narrative 2021-2022

The Facilities Department is charged with the responsibility of maintaining and ensuring the overall safe operation of the real property assets of the Ridgefield Public School District. In total, 44 custodians and 9 maintainers provide the initiative and effortless dedication to support the educational commitment, goals, and priorities of the Ridgefield Public School District, which encompasses 1,033,339 square feet, spread over 9 schools and 5 support facilities located on approximately 350 acres. In addition, the Facilities Department operates in part under a shared-responsibilities model with the Town of Ridgefield relative to the maintenance and repair of building exteriors, as well as roof, sidewalk, and parking lot management and repairs.

In response to the maintenance challenges of our aged buildings and infrastructure, the Facilities Department continues to maintain operations through cost-effective maintenance solutions, foresighted maintenance planning, and customer-centric service levels. To support the district's goals and priorities, our core service areas include: building security and safety, HVAC, building maintenance and repair, capital project management, custodial services, athletic field lining, minor construction and alterations, and facilities usage and rentals.

The charge for the upcoming 2021-2022 school year will once again be to balance a variety of maintenance challenges and initiatives. To meet those challenges, the following operating budget was developed with its overarching principles focused on implementing ongoing security measures; controlling overall operating costs; optimizing our workforce output and preventative maintenance programs; and exploring any and all opportunities to manage this budget as fiscally responsible as possible. As in past budget cycles, the key components driving the 2021 – 2022 operating budget continue to be centered on energy costs and consumption, safety and security, and building repairs and projects.

As always, the Facilities Department continues to foster a solid and collaborative working environment with the Town of Ridgefield, Parks and Recreation Department, and all the other Town services groups. It is this sustained commitment to interoperability and collaboration that lays the framework for our continued success and effectiveness in delivering our core services for a safe and maintainable school district.

Facilities Staffing	2020-2021 FTE	2021-2022 FTE
Custodians – Elementary Schools	19.000	19.000
Custodians – Middle Schools	12.000	12.000
Custodians – High School	12.000	12.000
Custodians – Administration Building	1.000	1.000
Maintenance - Foreman	1.000	1.000
Maintenance - Mechanics	5.000	5.000
Maintenance - Lead HVAC Technician	1.000	1.000
Maintenance - HVAC Technician	1.000	1.000
Administration – Facilities Director	1.000	1.000
Administration – Secretary	1.000	1.000
<b>Total</b>	<b>54.000</b>	<b>54.000</b>

**RIDGEFIELD PUBLIC SCHOOLS  
RIDGEFIELD , CONNECTICUT**

**FACILITIES**

**STAFF SUMMARY**

**2020-2021 Budgeted**

**2021-2022 Projected**

Staff -----	Program -----	Staff -----	Change -----
<b>NON-CERTIFIED STAFF</b>			
Custodians			
19.000	Elementary Schools	19.000	0.000
12.000	Middle Schools	12.000	0.000
12.000	High School	12.000	0.000
<u>1.000</u>	Administration Building	<u>1.000</u>	<u>0.000</u>
44.000		44.000	0.000
Maintenance Mechanics			
1.000	Maintenance Foreman	1.000	0.000
5.000	Mechanics	5.000	0.000
1.000	Lead HVAC Technician	1.000	0.000
1.000	HVAC Technicians	1.000	0.000
Administration			
1.000	Facilities Manager	1.000	0.000
1.000	Secretary	1.000	0.000
-----		-----	-----
<b>54.000</b>	<b>TOTAL NON-CERTIFIED STAFF</b>	<b>54.000</b>	<b>0.000</b>
=====		=====	=====



## RIDGEFIELD PUBLIC SCHOOLS

### \*\*\*\*FACILITIES BUDGET

Fiscal Year: 2020-2021

Print accounts with zero balance   
  Round to whole dollars   
  Account on new page  
 Exclude inactive accounts with zero balance

From Date: 2/1/2021

To Date: 2/28/2021

Definition: 1. FY 2021-2022 Superintendent Proposed Budget

Account	Description	2018-2019 Actual	2019-2020 Actual	2020-2021 Budget	2021-2022 Proposed Budget	Difference	Percent Change
100.2600.1210.90.0.80.0000	CUSTODIANS-CO	\$50,884	\$53,291	\$53,616	\$55,645	\$2,029	3.78
100.2600.4101.90.0.80.0000	SEWER USE-CO	\$1,175	\$1,875	\$1,875	\$2,005	\$130	6.93
100.2600.4200.90.0.82.0000	BLDG REPAIRS-CO	\$4,317	\$1,080	\$1,550	\$2,550	\$1,000	64.52
100.2600.5302.90.0.38.0000	DATA CABLING	\$611	\$0	\$2,500	\$2,500	\$0	0.00
100.2600.6220.90.0.80.0000	ELECTRICITY-CO	\$49,000	\$50,175	\$50,175	\$52,193	\$2,018	4.02
100.2600.6901.90.0.80.0000	CLEANING SUPP-CO	\$1,770	\$3,066	\$1,975	\$1,975	\$0	0.00
LOC: Plant Operations Services - 90		\$107,758	\$109,488	\$111,691	\$116,868	\$5,177	4.63
100.2600.4100.91.0.80.0000	WATER-SRMS	\$19,090	\$21,148	\$30,550	\$31,466	\$916	3.00
100.2600.4101.91.0.80.0000	SEWER USE-SRMS	\$9,400	\$15,000	\$15,000	\$16,068	\$1,068	7.12
100.2600.4200.91.0.82.0000	BLDG REPAIRS-SRMS	\$11,644	\$31,486	\$16,300	\$16,550	\$250	1.53
100.2600.4500.91.0.82.0000	PROJECTS-SRMS	\$30,464	\$2,500	\$0	\$1,300	\$1,300	0.00
100.2600.6220.91.0.80.0000	ELECTRICITY-SRMS	\$243,849	\$178,840	\$273,127	\$294,931	\$21,803	7.98
100.2600.6240.91.0.80.0000	FUEL OIL-SRMS	\$79,839	\$58,560	\$50,881	\$61,619	\$10,738	21.10
100.2600.6901.91.0.80.0000	CLEANING SUPP-SRMS	\$23,854	\$18,234	\$26,820	\$26,820	\$0	0.00
LOC: Plant Operations SRMS - 91		\$418,141	\$325,769	\$412,679	\$448,754	\$36,075	8.74
100.2600.4100.92.0.80.0000	WATER-BES	\$9,600	\$9,150	\$9,795	\$13,198	\$3,403	34.74
100.2600.4200.92.0.82.0000	BLDG REPAIRS-BES	\$10,047	\$11,496	\$10,175	\$10,175	\$0	0.00
100.2600.4500.92.0.82.0000	PROJECTS-BES	\$12,000	\$6,614	\$10,100	\$9,800	(\$300)	(2.97)
100.2600.6220.92.0.80.0000	ELECTRICITY-BES	\$62,338	\$34,182	\$50,194	\$61,894	\$11,700	23.31
100.2600.6230.92.0.80.0000	GAS-BES	\$751	\$1,081	\$1,750	\$1,750	\$0	0.00
100.2600.6240.92.0.80.0000	FUEL OIL-BES	\$37,255	\$32,852	\$30,767	\$37,259	\$6,492	21.10
100.2600.6901.92.0.80.0000	CLEANING SUPP-BES	\$9,275	\$16,393	\$13,265	\$13,265	\$0	0.00
LOC: Plant Operations Branchville - 92		\$141,268	\$111,768	\$126,046	\$147,341	\$21,295	16.89

Printed: 02/24/2021 12:08:20 PM

Report:

2020.4.13

Page:

1

## RIDGEFIELD PUBLIC SCHOOLS

**\*\*\*\* FACILITIES BUDGET**

Fiscal Year: 2020-2021

Print accounts with zero balance   
  Round to whole dollars   
  Account on new page  
 Exclude inactive accounts with zero balance

From Date: 2/1/2021

To Date: 2/28/2021

Definition: 1. FY 2021-2022 Superintendent Proposed Budget

Account	Description	2018-2019 Actual	2019-2020 Actual	2020-2021 Budget	2021-2022 Proposed Budget	Difference	Percent Change
100.2600.4100.93.0.80.0000	WATER-FES	\$9,600	\$8,320	\$9,795	\$12,495	\$2,700	27.57
100.2600.4200.93.0.82.0000	BLDG REPAIRS-FES	\$7,586	\$10,586	\$7,740	\$7,740	\$0	0.00
100.2600.4500.93.0.82.0000	PROJECTS-FES	\$0	\$30,357	\$10,250	\$19,700	\$9,450	92.20
100.2600.6220.93.0.80.0000	ELECTRICITY-FES	\$26,206	\$20,608	\$19,781	\$35,955	\$16,174	81.77
100.2600.6230.93.0.80.0000	GAS-FES	\$1,112	\$1,076	\$1,865	\$1,865	\$0	0.00
100.2600.6240.93.0.80.0000	FUEL OIL-FES	\$45,998	\$45,774	\$35,868	\$43,437	\$7,569	21.10
100.2600.6901.93.0.80.0000	CLEANING SUPP-FES	\$11,636	\$11,304	\$12,112	\$12,112	\$0	0.00
LOC: Plant Operations Farmingville - 93		\$102,138	\$128,025	\$97,411	\$133,304	\$35,894	36.85
100.2600.4100.94.0.80.0000	WATER -RES	\$5,589	\$3,998	\$8,275	\$8,275	\$0	0.00
100.2600.4200.94.0.82.0000	BLDG REPAIRS-RES	\$14,578	\$18,475	\$8,700	\$7,975	(\$725)	(8.33)
100.2600.4500.94.0.82.0000	PROJECTS-RES	\$17,500	\$11,533	\$3,500	\$33,500	\$30,000	857.14
100.2600.6220.94.0.80.0000	ELECTRICITY-RES	\$70,448	\$64,364	\$72,292	\$86,861	\$14,569	20.15
100.2600.6230.94.0.80.0000	GAS-RES	\$578	\$587	\$1,660	\$1,660	\$0	0.00
100.2600.6240.94.0.80.0000	FUEL OIL-RES	\$61,284	\$40,532	\$45,624	\$55,252	\$9,628	21.10
100.2600.6901.94.0.80.0000	CLEANING SUPP-RES	\$13,151	\$17,075	\$13,945	\$13,945	\$0	0.00
LOC: Plant Operations Ridgebury - 94		\$183,127	\$156,565	\$153,996	\$207,467	\$53,472	34.72
100.2600.4100.95.0.80.0000	WATER-SES/BMES	\$17,585	\$10,356	\$14,717	\$14,717	\$0	0.00
100.2600.4200.95.0.82.0000	BLDG REPAIRS-SES	\$5,252	\$11,888	\$7,810	\$7,725	(\$85)	(1.09)
100.2600.4500.95.0.82.0000	PROJECTS-SES	\$7,100	\$11,688	\$20,000	\$3,360	(\$16,640)	(83.20)
100.2600.6220.95.0.80.0000	ELECTRICITY-SES	\$45,440	\$42,786	\$52,706	\$64,989	\$12,283	23.30
100.2600.6230.95.0.80.0000	GAS-SES	\$1,855	\$807	\$6,780	\$6,780	\$0	0.00

## RIDGEFIELD PUBLIC SCHOOLS

### \*\*\*\*FACILITIES BUDGET

Fiscal Year: 2020-2021

Print accounts with zero balance   
  Round to whole dollars   
  Account on new page  
 Exclude inactive accounts with zero balance

From Date: 2/1/2021

To Date: 2/28/2021

Definition: 1. FY 2021-2022 Superintendent Proposed Budget

Account	Description	2018-2019 Actual	2019-2020 Actual	2020-2021 Budget	2021-2022 Proposed Budget	Difference	Percent Change
100.2600.6240.95.0.80.0000	FUEL OIL-SES	\$64,621	\$46,232	\$36,182	\$43,817	\$7,635	21.10
100.2600.6901.95.0.80.0000	CLEANING SUPP-SES	\$12,027	\$15,272	\$14,600	\$14,600	\$0	0.00
LOC: Plant Operations Scotland - 95		\$153,880	\$139,028	\$152,795	\$155,988	\$3,193	2.09
100.2600.4100.96.0.80.0000	WATER-VPS	\$4,266	\$3,656	\$4,035	\$4,035	\$0	0.00
100.2600.4101.96.0.80.0000	SEWER USE-VPS	\$3,290	\$5,250	\$5,250	\$5,500	\$250	4.76
100.2600.4200.96.0.82.0000	BLDG REPAIRS-VPS	\$7,955	\$10,191	\$7,965	\$7,965	\$0	0.00
100.2600.4500.96.0.82.0000	PROJECTS-VPS	\$3,664	\$13,594	\$0	\$6,060	\$6,060	0.00
100.2600.6220.96.0.80.0000	ELECTRICITY-VPS	\$41,461	\$35,947	\$48,466	\$59,761	\$11,295	23.30
100.2600.6230.96.0.80.0000	GAS-VPS	\$29,878	\$24,282	\$32,573	\$36,264	\$3,691	11.33
100.2600.6901.96.0.80.0000	CLEANING SUPP-VPS	\$12,224	\$12,826	\$13,420	\$13,420	\$0	0.00
LOC: Plant Operations Veterans Park - 96		\$102,739	\$105,745	\$111,709	\$133,005	\$21,296	19.06
100.2600.1210.97.0.80.0000	CUSTODIANS-ELEM	\$1,094,303	\$1,097,948	\$1,105,158	\$1,148,641	\$43,482	3.93
100.2600.1210.97.0.82.0000	MAINTENANCE-SYSTEMWII	\$639,222	\$585,956	\$619,607	\$634,854	\$15,247	2.46
100.2600.1210.97.0.96.0000	PLANT SUPERVISOR	\$118,523	\$120,301	\$122,105	\$125,708	\$3,603	2.95
100.2600.1214.97.0.96.0000	SECRETARY-FACILITIES	\$67,829	\$65,159	\$66,631	\$67,574	\$943	1.42
100.2600.1220.97.0.80.0000	CUSTODIAL-SUBSTITUTES	\$105,101	\$70,360	\$73,800	\$73,800	\$0	0.00
100.2600.1230.97.0.80.0000	BUILDING CHECKS	\$78,274	\$59,028	\$70,000	\$70,000	\$0	0.00
100.2600.1231.97.0.80.0000	CUSTODIAL-OT	\$38,562	\$35,346	\$25,886	\$25,886	\$0	0.00
100.2600.1231.97.0.82.0000	MAINTENANCE-OT	\$13,884	\$12,007	\$20,361	\$20,361	\$0	0.00
100.2600.1232.97.0.80.0000	DIFFERENTIAL	\$28,958	\$18,346	\$35,000	\$35,000	\$0	0.00
100.2600.4200.97.0.82.0000	BLDG REPAIRS-ALL	\$14,979	\$187,100	\$19,075	\$20,325	\$1,250	6.55
100.2600.4204.97.0.80.0000	WELL MONITORING	\$13,192	\$13,443	\$15,130	\$15,130	\$0	0.00



**RIDGEFIELD PUBLIC SCHOOLS**

**\*\*\*\*FACILITIES BUDGET**

Fiscal Year: 2020-2021

- Print accounts with zero balance   
  Round to whole dollars   
  Account on new page  
 Exclude inactive accounts with zero balance

From Date: 2/1/2021

To Date: 2/28/2021

Definition: 1. FY 2021-2022 Superintendent Proposed Budget

Account	Description	2018-2019 Actual	2019-2020 Actual	2020-2021 Budget	2021-2022 Proposed Budget	Difference	Percent Change
100.2600.4204.97.0.82.0000	PERMITS AND FEES	\$4,412	\$4,582	\$11,665	\$11,765	\$100	0.86
100.2600.4206.97.0.82.0000	PEST MANAGEMENT	\$8,957	\$9,760	\$17,280	\$17,280	\$0	0.00
100.2600.4207.97.0.82.0000	TESTING & INSPECTIONS	\$74,224	\$72,640	\$94,971	\$98,277	\$3,306	3.48
100.2600.4208.97.0.82.0000	SCHOOLDUDE PROGRAM	\$7,001	\$7,351	\$7,651	\$22,185	\$14,534	189.96
100.2600.4211.97.0.82.0000	VANDAL ALARM SERVICE	\$12,726	\$14,036	\$24,338	\$24,338	\$0	0.00
100.2600.4212.97.0.82.0000	ELEVATOR SERVICE	\$19,984	\$22,421	\$23,060	\$23,205	\$145	0.63
100.2600.4213.97.0.82.0000	FLAME PROOFING SERVICE	\$2,775	\$2,000	\$2,500	\$1,900	(\$600)	(24.00)
100.2600.4214.97.0.82.0000	FIRE ALARM SERVICE	\$34,792	\$35,498	\$34,541	\$34,696	\$155	0.45
100.2600.4215.97.0.82.0000	SEPTIC TANK SERVICE	\$18,550	\$19,485	\$20,200	\$20,200	\$0	0.00
100.2600.4218.97.0.82.0000	BOILER/STACK SERVICE	\$33,608	\$20,028	\$22,480	\$22,775	\$295	1.31
100.2600.4220.97.0.82.0000	CONT SERVICE-ATHLETIC F	\$203,587	\$204,616	\$210,560	\$221,088	\$10,528	5.00
100.2600.4221.97.0.82.0000	FUEL TANK MAINTENANCE	\$3,500	\$2,386	\$3,500	\$3,500	\$0	0.00
100.2600.4223.97.0.82.0000	TANK CLEANING	\$528	\$3,500	\$7,100	\$5,000	(\$2,100)	(29.58)
100.2600.4224.97.0.82.0000	GENERATOR & TRANSFER	\$11,986	\$10,620	\$9,272	\$9,305	\$33	0.36
100.2600.4231.97.0.80.0000	CONT SERVICE-MOP TREA	\$0	\$0	\$2,100	\$2,100	\$0	0.00
100.2600.4232.97.0.80.0000	CONT SERVICE-BUILDING E	\$321,314	\$264,513	\$382,936	\$402,083	\$19,147	5.00
100.2600.4234.97.0.80.0000	CONT SERVICE-FIRE EXTIN	\$6,992	\$8,183	\$10,812	\$10,633	(\$179)	(1.66)
100.2600.4235.97.0.82.0000	SUPPLEMENTARY CLEANIN	\$0	\$5,000	\$5,000	\$5,000	\$0	0.00
100.2600.4239.97.0.80.0000	CONT SERVICE-RUBBISH R	\$116,954	\$112,726	\$131,252	\$133,883	\$2,631	2.00
100.2600.4240.97.0.80.0000	SCHOOL RESOURCE OFFIC	\$290,256	\$284,099	\$317,591	\$327,119	\$9,528	3.00
100.2600.4300.97.0.80.0000	EQUIP REP-CUSTODIAL	\$5,717	\$5,473	\$6,250	\$9,750	\$3,500	56.00
100.2600.4300.97.0.82.0000	EQUIP REP-MAINTENANCE	\$8,340	\$4,799	\$4,575	\$4,650	\$75	1.64
100.2600.5201.97.0.80.0000	INSURANCE-PROPERTY	\$167,912	\$190,062	\$242,825	\$262,251	\$19,426	8.00
100.2600.5202.97.0.80.0000	INSURANCE-BOILER	\$12,639	\$14,306	\$17,735	\$19,154	\$1,419	8.00



**RIDGEFIELD PUBLIC SCHOOLS**

**\*\*\*\*FACILITIES BUDGET**

Fiscal Year: 2020-2021

Print accounts with zero balance     Round to whole dollars     Account on new page  
 Exclude inactive accounts with zero balance

From Date: 2/1/2021

To Date: 2/28/2021

Definition: 1. FY 2021-2022 Superintendent Proposed Budget

Account	Description	2018-2019 Actual	2019-2020 Actual	2020-2021 Budget	2021-2022 Proposed Budget	Difference	Percent Change
100.2600.5204.97.0.80.0000	INSURANCE-VEHICLE	\$2,630	\$2,551	\$4,372	\$4,722	\$350	8.00
100.2600.5801.97.0.82.0000	MILEAGE-MAINT/TOWN FUE	\$7,858	\$6,995	\$14,275	\$11,960	(\$2,315)	(16.22)
100.2600.5801.97.0.96.0000	LOCAL MILEAGE-SUPERVIS	\$3,000	\$3,000	\$6,000	\$3,000	(\$3,000)	(50.00)
100.2600.6902.97.0.82.0000	MAINTENANCE MATERIALS	\$64,329	\$55,071	\$59,475	\$59,825	\$350	0.59
100.2600.6903.97.0.82.0000	SECURITY SUPPLIES	\$21,019	\$9,269	\$25,180	\$25,180	\$0	0.00
100.2600.6904.97.0.82.0000	HVAC SUPPLIES	\$54,288	\$54,548	\$46,675	\$46,675	\$0	0.00
100.2600.6905.97.0.82.0000	ELECTRICAL SUPPLIES	\$34,265	\$8,099	\$9,250	\$9,250	\$0	0.00
100.2620.7302.97.0.50.6099	DISTRICTWIDE EQUIP REPI	\$25,447	\$7,651	\$44,348	\$44,348	\$0	0.00
100.2600.7392.97.0.80.0000	EQUIP-CUSTODIAL	\$841	\$0	\$14,000	\$10,000	(\$4,000)	(28.57)
100.2600.7392.97.0.82.0000	EQUIP-MAINTENANCE	\$6,398	\$8,190	\$5,970	\$5,970	\$0	0.00
100.2600.8100.97.0.82.0000	MEMBERSHIPS-PLANT OP/I	\$85	\$0	\$300	\$300	\$0	0.00
100.2600.8905.97.0.80.0000	UNIFORM ALLOWANCE-CU	\$14,699	\$13,522	\$22,000	\$22,000	\$0	0.00
100.2600.8905.97.0.82.0000	UNIFORM ALLOWANCE-MAI	\$3,543	\$3,352	\$4,500	\$4,500	\$0	0.00
LOC: Plant Operations Systemwide - 97		\$3,817,981	\$3,755,321	\$4,039,292	\$4,177,145	\$137,853	3.41
100.2600.1210.98.0.80.0000	CUSTODIANS-MIDDLE SCHI	\$679,229	\$714,010	\$693,609	\$713,125	\$19,516	2.81
100.2600.4100.98.0.80.0000	WATER-ERMS	\$8,619	\$9,620	\$6,998	\$6,998	\$0	0.00
100.2600.4101.98.0.80.0000	SEWER USE-ERMS	\$11,350	\$18,000	\$18,000	\$19,280	\$1,280	7.11
100.2600.4200.98.0.82.0000	BLDG REPAIRS-ERMS	\$15,065	\$30,127	\$16,000	\$17,470	\$1,470	9.19
100.2600.4500.98.0.82.0000	PROJECTS-ERMS	\$2,105	\$13,499	\$24,600	\$0	(\$24,600)	(100.00)
100.2600.6220.98.0.80.0000	ELECTRICITY-ERMS	\$152,048	\$143,396	\$171,901	\$202,327	\$30,427	17.70
100.2600.6230.98.0.80.0000	GAS-ERMS	\$72,477	\$60,144	\$93,262	\$98,833	\$5,571	5.97
100.2600.6901.98.0.80.0000	CLEANING SUPP-ERMS	\$24,402	\$33,718	\$30,875	\$30,875	\$0	0.00
LOC: Plant Operations ERMS - 98		\$965,296	\$1,022,515	\$1,055,244	\$1,088,908	\$33,663	3.19

**RIDGEFIELD PUBLIC SCHOOLS**

**\*\*\*\*FACILITIES BUDGET**

Fiscal Year: 2020-2021

Print accounts with zero balance   
  Round to whole dollars   
  Account on new page  
 Exclude inactive accounts with zero balance

From Date: 2/1/2021

To Date: 2/28/2021

Definition: 1. FY 2021-2022 Superintendent Proposed Budget

Account	Description	2018-2019 Actual	2019-2020 Actual	2020-2021 Budget	2021-2022 Proposed Budget	Difference	Percent Change
100.2600.1210.99.0.80.0000	CUSTODIANS-RHS	\$653,008	\$617,953	\$706,688	\$736,031	\$29,344	4.15
100.2600.4100.99.0.80.0000	WATER-RHS	\$19,630	\$23,248	\$31,363	\$32,304	\$941	3.00
100.2600.4101.99.0.80.0000	SEWER USE-RHS	\$38,775	\$61,875	\$61,875	\$66,280	\$4,405	7.12
100.2600.4200.99.0.82.0000	BLDG REPAIRS-RHS	\$115,502	\$105,563	\$68,315	\$67,875	(\$440)	(0.64)
100.2600.4217.99.0.82.0000	EMERGENCY LIGHT/FIRE E	\$78,496	\$235,548	\$9,635	\$8,650	(\$985)	(10.22)
100.2600.4219.99.0.82.0000	HVAC CONTROL SERVICE	\$102,383	\$88,907	\$91,300	\$94,010	\$2,710	2.97
100.2600.4237.99.0.80.0000	CONT SERVICE-WATER SO	\$21,218	\$11,664	\$23,035	\$3,035	(\$20,000)	(86.82)
100.2600.4500.99.0.82.0000	PROJECTS-RHS	\$58,234	\$52,261	\$15,611	\$44,388	\$28,777	184.34
100.2600.6220.99.0.80.0000	ELECTRICITY-RHS	\$633,260	\$562,649	\$647,831	\$792,869	\$145,038	22.39
100.2600.6230.99.0.80.0000	GAS-RHS	\$17,640	\$14,555	\$76,820	\$76,820	\$0	0.00
100.2600.6240.99.0.80.0000	FUEL OIL-RHS	\$128,973	\$109,157	\$108,138	\$136,650	\$28,512	26.37
100.2600.6901.99.0.80.0000	CLEANING SUPP-RHS	\$54,676	\$61,947	\$64,165	\$64,165	\$0	0.00
LOC: Plant Operations RHS - 99		\$1,921,795	\$1,945,328	\$1,904,775	\$2,123,078	\$218,303	11.46
100.2600.4200.9X.0.82.0000	BLDG REPAIRS-BMES	\$15,853	\$20,358	\$12,650	\$13,450	\$800	6.32
100.2600.4500.9X.0.82.0000	PROJECTS-BMES	\$0	\$11,149	\$6,500	\$1,560	(\$4,940)	(76.00)
100.2600.6220.9X.0.80.0000	ELECTRICITY-BMES	\$89,540	\$73,412	\$164,780	\$193,304	\$28,524	17.31
100.2600.6230.9X.0.80.0000	GAS-BMES	\$2,960	\$1,856	\$2,485	\$2,485	\$0	0.00
100.2600.6240.9X.0.80.0000	FUEL OIL-BMES	\$107,116	\$75,404	\$87,165	\$105,561	\$18,395	21.10
100.2600.6901.9X.0.80.0000	CLEANING SUPP-BMES	\$17,195	\$16,811	\$18,465	\$18,465	\$0	0.00
LOC: PLANT OPERATIONS BARLOW - 9X		\$232,664	\$198,992	\$292,045	\$334,825	\$42,780	14.65
<b>Grand Total:</b>		<b>\$8,146,785</b>	<b>\$7,998,544</b>	<b>\$8,457,683</b>	<b>\$9,066,683</b>	<b>\$609,000</b>	<b>7.20</b>

End of Report

# RIDGEFIELD PUBLIC SCHOOLS



General Services

*FY 2021/2022 Budget*



## **General Services Budget Summary Narrative 2021-2022**

The General Services' budget includes the offices of the Superintendent of Schools, Personnel, and Business Services. These offices are responsible for the district-wide administration of the school system and the Board of Education. The Superintendent's Office has full district responsibility for all instructional and business programs. The Superintendent, as chief executive officer of the Board, ensures that all instruction and business are executed in strict compliance with Board of Education policies, and applicable federal, state and local laws.

The Personnel Office is responsible for oversight of all employment matters for the districts approximately 735 staff members and approximately 150 substitutes. These responsibilities include recruitment and hiring of staff, oversight of supervision and evaluation, beginning educator mentoring, monitoring enrollment and class size practices, determining staff placements and addressing personnel matters. The Personnel Office ensures the district's compliance with state and federal laws by ensuring compliance with state and federal background checks, certification by the CT State Department of Education, and non-discriminatory practices under Title IX, Americans with Disabilities Act (ADA), Section 504 of the Rehabilitation Act and ensuring the district is an Equal Opportunity Employer. In addition, the Personnel Office is involved in negotiations of and implementation of the district's six collective bargaining agreements with the unions. Approximately 150 people are processed through the Personnel Office each year. Funds to support district-wide services such as the attendance and substitute system (AESOP) and online application system (Applitracks) are included in the Technology budget.

Business Services is responsible for all financial and business activity employed in the operation of the school system. This includes budgetary and financial accounting, payroll, purchasing, accounts payable, billing and financial forecasting. The Business office is responsible for administering employee benefits and complying with many state and federal requirements.

Payroll handles approximately 1,000 active employees including certified and classified staff, substitutes, adult education, tutors, coaches and system-wide employees. Payments must also be made for such payroll-associated costs as Federal and State income tax withholdings, retirement, social security, and over twenty other deductions. Purchasing and accounts payable have similar detailed procedures that include an approval process and payments to over 5,000 vendors and/or contractors. The Business department will process, record and track over \$99 million in payments this year. Funds to support district-wide services such as the payroll, benefits, accounts payable and financial software system (Infinite Visions) are included in the Technology budget.

The General Services' budget also reflects the cost of employee fringe benefits and mandated insurances which are handled by the Business department. Expenditures for health, dental, life, disability and town pension and OPEB are categorized as employee fringe benefits, in addition the department maintains the mandated programs which include social security, Medicare, workers' compensation and unemployment.



**RIDGEFIELD PUBLIC SCHOOLS  
RIDGEFIELD, CONNECTICUT**

**GENERAL SERVICES**

**STAFF SUMMARY**

<b>2020-2021 Budgeted</b>		<b>2021-2022 Projected</b>	
<b>Staff</b>	<b>Program</b>	<b>Staff</b>	<b>Change</b>
<b>CERTIFIED STAFF</b>			
1.000	Office of the Superintendent Superintendent of Schools	1.000	0.000
1.000	Office of Business Affairs Business Manager	1.000	0.000
1.000	Personnel Office Director of Personnel	1.000	0.000
<b>3.000</b>	<b>TOTAL CERTIFIED STAFF</b>	<b>3.000</b>	<b>0.000</b>
<b>NON-CERTIFIED STAFF</b>			
0.000	Office of the Superintendent Director of Security	0.000	0.000
1.000	Secretary	1.000	0.000
1.000	Office of Business Affairs Transportation Coordinator	1.000	0.000
0.000	Secretaries	0.000	0.000
4.000	Bookkeepers	4.000	0.000
2.000	Personnel Office Secretaries	2.000	0.000
<b>8.000</b>	<b>TOTAL NON-CERTIFIED STAFF</b>	<b>8.000</b>	<b>0.000</b>

# RIDGEFIELD PUBLIC SCHOOLS

## \*\*\*\*GENERAL SERVICES BUDGET

Fiscal Year: 2020-2021

Print accounts with zero balance   
  Round to whole dollars   
  Account on new page  
 Exclude inactive accounts with zero balance

From Date: 4/1/2021

To Date: 4/30/2021

Definition: 1. FY 2021-2022 Superintendent Proposed Budget

Account	Description	2018-2019 Actual	2019-2020 Actual	2020-2021 Budget	2021-2022 Proposed Budget	Difference	Percent Change
100.2300.1110.70.0.61.0000	SUPERINTENDENT	\$214,203	\$224,665	\$248,000	\$254,200	\$6,200	2.50
100.2300.1110.70.0.65.0000	DIRECTOR OF PERSONNEL	\$183,708	\$186,446	\$189,225	\$193,926	\$4,701	2.48
100.2500.1110.70.0.63.0000	BUSINESS MANAGER	\$164,782	\$170,520	\$173,078	\$178,278	\$5,200	3.00
100.2500.1212.70.0.63.0000	TRANSP/PURCH-COORD	\$78,443	\$79,472	\$80,981	\$83,528	\$2,547	3.15
100.2300.1214.70.0.60.0000	SECRETARY-BOARD	\$86,216	\$91,710	\$90,957	\$93,111	\$2,154	2.37
100.2300.1214.70.0.65.0000	SECRETARY-PERSONNEL	\$133,579	\$132,803	\$133,086	\$135,873	\$2,787	2.09
100.2500.1214.70.0.63.0000	ACCOUNTING-BUSINESS	\$291,361	\$273,837	\$277,133	\$283,698	\$6,565	2.37
100.2300.1221.70.0.60.0000	BOE NON CERTIFIED	\$6,430	\$1,527	\$0	\$0	\$0	0.00
100.2500.1221.70.0.63.0000	CLERICAL ASSIST-BUSINES	\$5,049	\$6,282	\$5,000	\$5,000	\$0	0.00
100.2800.2210.70.0.67.0000	HEALTH BENEFITS	\$13,923,098	\$14,804,835	\$15,597,511	\$15,716,324	\$118,813	0.76
100.2800.2211.70.0.67.0000	O P E B	\$297,151	\$320,923	\$196,200	\$204,500	\$8,300	4.23
100.2800.2212.70.0.67.0000	CERTIFIED LIFE-TEACHERS	\$80,307	\$79,848	\$81,010	\$87,491	\$6,481	8.00
100.2800.2213.70.0.67.0000	LONG-TERM DISABILITY	\$99,685	\$105,287	\$109,783	\$118,566	\$8,783	8.00
100.2800.2214.70.0.67.0000	CERTIFIED LIFE-ADMIN	\$65,664	\$67,284	\$80,810	\$87,275	\$6,465	8.00
100.2800.2223.70.0.67.0000	SHORT DISABILITY-NON CE	\$50,575	\$49,962	\$52,984	\$57,223	\$4,239	8.00
100.2800.2224.70.0.67.0000	NON-CERTIFIED LIFE	\$29,903	\$29,393	\$33,886	\$36,597	\$2,711	8.00
100.2800.2230.70.0.67.0000	NON-CERT TOWN PENSION	\$981,448	\$1,093,410	\$948,431	\$971,531	\$23,100	2.44
100.2800.2240.70.0.67.0000	FICA	\$875,394	\$833,892	\$919,547	\$942,536	\$22,989	2.50
100.2800.2241.70.0.67.0000	MEDICARE TAX	\$802,775	\$810,178	\$842,836	\$863,907	\$21,071	2.50
100.2800.2250.70.0.67.0000	UNEMPLOYMENT COMPEN:	\$53,074	\$81,115	\$60,000	\$64,800	\$4,800	8.00
100.2800.2260.70.0.67.0000	WORKER'S COMPENSATIOI	\$689,807	\$721,362	\$792,195	\$755,570	(\$36,624)	(4.62)
100.2800.2265.70.0.67.0000	WORKERS COMP FIT FOR V	\$300	\$0	\$1,000	\$700	(\$300)	(30.00)
100.2800.2290.70.0.67.0000	ANNUITIES	\$26,176	\$24,457	\$35,830	\$30,830	(\$5,000)	(13.95)
100.2300.3300.70.0.60.0000	LEGAL-NEGOTIATIONS	\$19,686	\$15,000	\$15,000	\$15,000	\$0	0.00

## RIDGEFIELD PUBLIC SCHOOLS

### \*\*\*\*GENERAL SERVICES BUDGET

Fiscal Year: 2020-2021

Print accounts with zero balance   
  Round to whole dollars   
  Account on new page  
 Exclude inactive accounts with zero balance

From Date: 4/1/2021

To Date: 4/30/2021

Definition: 1. FY 2021-2022 Superintendent Proposed Budget

Account	Description	2018-2019 Actual	2019-2020 Actual	2020-2021 Budget	2021-2022 Proposed Budget	Difference	Percent Change
100.2400.3300.70.0.96.0000	MANAGEMENT CONSULT	\$85,809	\$192,420	\$30,856	\$30,800	(\$56)	(0.18)
100.2300.3302.70.0.60.0000	ARBITRATION SERVICES	\$4,180	\$0	\$2,500	\$2,500	\$0	0.00
100.2300.3303.70.0.60.0000	LEGAL-GENERAL	\$72,507	\$96,164	\$60,000	\$60,000	\$0	0.00
100.2300.3304.70.0.60.0000	ENUMERATION-BOE	\$0	\$0	\$500	\$0	(\$500)	(100.00)
100.2800.3307.70.0.67.0000	INSURANCE CONSULTANT	\$25,000	\$25,000	\$25,000	\$25,000	\$0	0.00
100.2800.3314.70.0.67.0000	FLEXIBLE SPENDING SEC 1	\$1,897	\$1,968	\$2,500	\$2,500	\$0	0.00
100.2300.5200.70.0.96.0000	INSURANCE-LIABILITY	\$209,268	\$226,314	\$247,400	\$267,192	\$19,792	8.00
100.2400.5301.70.0.96.0000	POSTAGE-DISTRICT-WIDE	\$5,469	\$9,431	\$5,000	\$5,000	\$0	0.00
100.2300.5400.70.0.65.0000	RECRUITMENT-PERSONNE	\$1,162	\$717	\$2,500	\$8,500	\$6,000	240.00
100.2400.5400.70.0.96.0000	ADVERTISING	\$1,563	\$867	\$2,000	\$1,500	(\$500)	(25.00)
100.2500.5500.70.0.63.0000	PRINTING-BUSINESS	\$0	\$0	\$1,550	\$700	(\$850)	(54.84)
100.2500.5500.70.0.65.0000	PRINTING-PERSONNEL	\$0	\$220	\$600	\$600	\$0	0.00
100.2300.5800.70.0.61.0000	CONFERENCES SUPERINT	\$0	\$0	\$750	\$750	\$0	0.00
100.2300.5801.70.0.61.0000	LCL MILEAGE-SUPERINTEN	\$334	\$1,471	\$6,000	\$6,000	\$0	0.00
100.2300.5801.70.0.65.0000	LCL MILEAGE-PERSONNEL	\$600	\$62	\$0	\$0	\$0	0.00
100.2500.5801.70.0.63.0000	LOCAL MILEAGE-BUSINESS	\$207	\$0	\$500	\$500	\$0	0.00
100.2300.6111.70.0.60.0000	SUPPLIES-BOE	\$2,869	\$4,925	\$3,500	\$3,500	\$0	0.00
100.2300.6111.70.0.61.0000	SUPPLIES-SUPERINTENDEI	\$7,612	\$2,139	\$1,500	\$1,500	\$0	0.00
100.2300.6111.70.0.65.0000	SUPPLIES-PERSONNEL	\$685	\$369	\$1,200	\$1,200	\$0	0.00
100.2400.6111.70.0.96.0000	SUPPLIES- CENTRAL OFF	\$7,481	\$2,227	\$6,500	\$6,500	\$0	0.00
100.2500.6111.70.0.63.0000	SUPPLIES-BUSINESS	\$3,409	\$2,781	\$3,500	\$3,500	\$0	0.00
100.2300.8100.70.0.60.0000	MEMBERSHIPS-DISTRICT	\$45,892	\$48,763	\$56,135	\$56,135	\$0	0.00
100.2300.8100.70.0.61.0000	MBRSH-P-SUPERINTENDEN	\$1,000	\$1,011	\$0	\$0	\$0	0.00
100.2300.8100.70.0.65.0000	MBRSH-P-PERSONNEL	\$285	\$115	\$0	\$0	\$0	0.00

**RIDGEFIELD PUBLIC SCHOOLS**

**\*\*\*\*GENERAL SERVICES BUDGET**

Fiscal Year: 2020-2021

Print accounts with zero balance   
  Round to whole dollars   
  Account on new page  
 Exclude inactive accounts with zero balance

From Date: 4/1/2021

To Date: 4/30/2021

Definition: 1. FY 2021-2022 Superintendent Proposed Budget

Account	Description	2018-2019 Actual	2019-2020 Actual	2020-2021 Budget	2021-2022 Proposed Budget	Difference	Percent Change
100.2500.8100.70.0.63.0000	MEMBERSHIPS-BUSINESS	\$945	\$0	\$1,500	\$1,500	\$0	0.00
100.2300.8902.70.0.60.0000	STUDENT LIFE-BOE	\$3,000	\$0	\$3,000	\$3,000	\$0	0.00
100.2300.8903.70.0.60.0000	MILEAGE REIMB-BOE	\$0	\$0	\$500	\$500	\$0	0.00
LOC: GENERAL SERVICES - 70		\$19,639,988	\$20,821,171	\$21,429,476	\$21,669,342	\$239,866	1.12
100.3100.5700.77.0.79.0000	SCHOOL LUNCH PROGRAM	\$51,577	\$40,454	\$22,050	\$65,000	\$42,950	194.78
LOC: School Lunch - 77		\$51,577	\$40,454	\$22,050	\$65,000	\$42,950	194.78
<b>Grand Total:</b>		\$19,691,565	\$20,861,625	\$21,451,526	\$21,734,342	\$282,816	1.32

End of Report



## RIDGEFIELD PUBLIC SCHOOLS

### \*\*\*\*TRANSPORTATION BUDGET

Fiscal Year: 2020-2021

Print accounts with zero balance   
  Round to whole dollars   
  Account on new page  
 Exclude inactive accounts with zero balance

From Date: 2/1/2021

To Date: 2/28/2021

Definition: 1. FY 2021-2022 Superintendent Proposed Budget

Account	Description	2018-2019 Actual	2019-2020 Actual	2020-2021 Budget	2021-2022 Proposed Budget	Difference	Percent Change
100.2700.5100.80.0.70.0000	CONTRACT-AM/PM	\$3,365,258	\$2,536,883	\$3,623,546	\$3,678,663	\$55,117	1.52
100.2700.5100.80.0.72.0000	CONTRACT-SPEC ED SUMM	\$181,195	\$220,311	\$200,752	\$241,840	\$41,088	20.47
100.2700.5100.80.0.73.0000	CONTRACT-VOCATIONAL/T	\$41,655	\$26,256	\$43,764	\$44,858	\$1,094	2.50
100.2700.5101.80.0.72.0000	SPECIAL ED-IN TOWN	\$618,402	\$524,654	\$651,491	\$687,295	\$35,804	5.50
100.2700.5102.80.0.72.0000	SPECIAL ED-OUT OF TOWN	\$672,136	\$747,189	\$796,774	\$898,578	\$101,804	12.78
100.2700.5105.80.0.74.0000	NON-PUBLIC TRANSPORTA	\$245,094	\$245,760	\$265,065	\$242,803	(\$22,262)	(8.40)
100.2700.5106.80.0.71.0000	MAGNET SCHOOLS	\$55,759	\$35,077	\$55,748	\$61,554	\$5,806	10.41
100.2700.5108.80.0.70.0000	CONTRACT-FUEL PURCHA	\$234,954	\$154,353	\$206,600	\$201,500	(\$5,100)	(2.47)
LOC: Transportation - 80		\$5,414,453	\$4,490,482	\$5,843,740	\$6,057,091	\$213,351	3.65
<b>Grand Total:</b>		\$5,414,453	\$4,490,482	\$5,843,740	\$6,057,091	\$213,351	3.65

End of Report

# RIDGEFIELD PUBLIC SCHOOLS



Pupil Personnel

*FY 2021/2022 Budget*

## **Pupil Personnel Services Budget Summary Narrative 2021-2022**

The Pupil Personnel Department in the Ridgefield Public Schools provide student-centered services with the goal of maximizing student access to the general education curricula and activities. Pupil Personnel professionals include nurses, counselors, school psychologists, social workers, English Language instruction, and the district medical advisor. The Ridgefield Public Schools provides English Language (EL) services to those students who are acquiring English as a second language through services provided by the district EL Coordinator and EL tutors. The district's EL Coordinator oversees these services by designing the EL services schedules, providing professional development to ensure best practices, screening potential EL students, completing state reporting, and collaborating with parents.

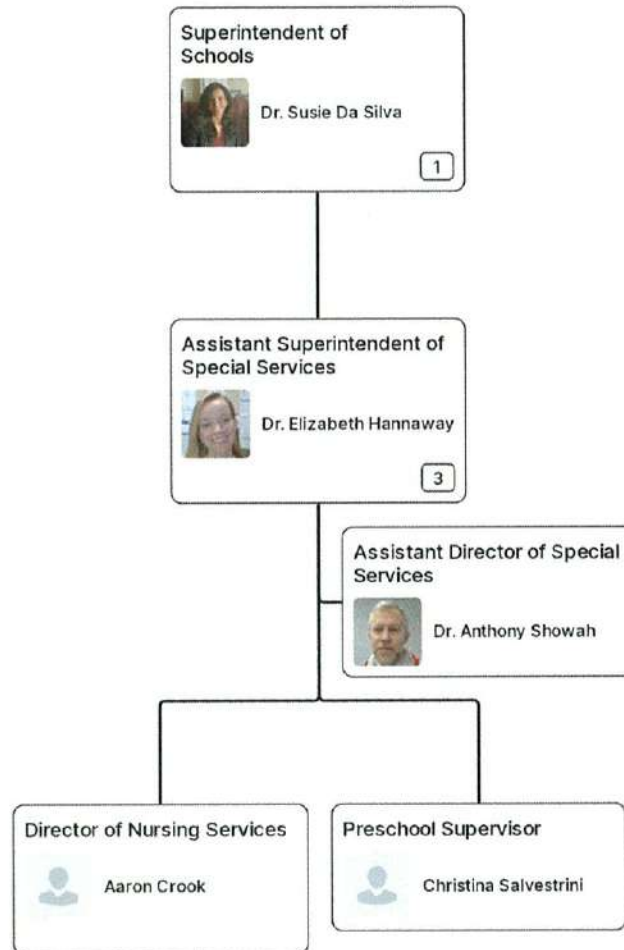
School psychologists play a variety of roles with all students, specifically: co-teaching social/emotional lessons in general education classrooms, individual and group counseling, performing educational evaluations, liaise with parents, provide crisis intervention, design and implement student behavior support plans, coordinate 504 student accommodation plans, and participate in Kindergarten/new student screenings.

All public and non-public schools in Ridgefield are staffed with a school nurse who supports the health and well-being of attending students. School nurses are invaluable assets to families in the care of their children by overseeing individual student health regimens, designing and implementing individual health care plans, communicating with private medical practitioners, training teachers and staff, administering medications, participating in Individualized Education Program meetings and (separately) 504 meetings, and conducting vision/hearing screenings. The district nursing supervisor designs internal protocols and best practices for each school health office, works with nurses to problem solve complex and challenging student situations, and collaborates with the district medical advisor.

School counselors are assigned to East Ridge Middle School, Scotts Ridge Middle School, and Ridgefield High School. Counselors assist students, teachers, and families in designing the best academic path for students to lead towards their post-secondary goals. Counselors also provide social/emotional services to general and special education students, as well as coordinate the homebound or hospitalized services for students whose medical conditions prohibit them from attending school. These professionals assist in collecting information to design Student Success Plans, and guide students towards activities that promote independence and readiness for life after they graduate.



# Pupil Personnel and Special Education



RIDGEFIELD PUBLIC SCHOOLS  
RIDGEFIELD, CONNECTICUT

PUPIL PERSONNEL SERVICES

STAFF SUMMARY

2020-2021 Budgeted			2021-2022 Projected				
Enroll- ment	Counselor/ Pupil Ratio	Staff	Program	Enroll- ment	Counselor/ Pupil Ratio	Staff	Change
<b>CERTIFIED SALARIES</b>							
			Guidance				
2,120	---	0.000	Elementary Counselors	---		0.000	0.000
	0	6.000	Middle School Counselors	0		6.000	0.000
	0	8.100	High School Counselors	0		8.100	0.000
		0.400	Chairman - RHS			0.400	0.000
		0.000	Scheduling Counselor - MS			0.000	0.000
			Social/Psychological Services				
		15.500	Psychologists			15.500	0.000
		2.100	Social Worker			2.100	0.000
		0.000	Coordinator of Psychological Services			0.000	0.000
		0.500	ELL Coordinator			0.500	0.000
		<b>32.600</b>	<b>TOTAL CERTIFIED STAFF</b>			<b>32.600</b>	<b>0.000</b>
<b>NON-CERTIFIED STAFF</b>							
			Secretaries				
		3.000	Counseling			3.000	0.000
			Paraeducators				
		1.000	Counseling			1.000	0.000
		2.000	Health Office			2.000	0.000
		15.000	Nurses			14.000	-1.000
		0.000	Director of Nursing Services			1.000	1.000
		0.000	Gr 6-12 Post Secondary/Transition			0.000	0.000
		<b>21.000</b>	<b>TOTAL NON-CERTIFIED STAFF</b>			<b>21.000</b>	<b>0.000</b>

## RIDGEFIELD PUBLIC SCHOOLS

### \*\*\*\*PUPIL PERSONNEL SERV BUDGET

Fiscal Year: 2020-2021

Print accounts with zero balance     Round to whole dollars     Account on new page

Exclude inactive accounts with zero balance

From Date: 12/1/2020

To Date: 12/31/2020

Definition: 1. FY 2021-2022 Superintendent Proposed Budget

Account	Description	2018-2019 Actual	2019-2020 Actual	2020-2021 Budget	2021-2022 Proposed Budget	Difference	Percent Change
100.2100.1110.50.0.44.0000	PSYCHOLOGISTS	\$1,319,600	\$1,567,677	\$1,760,045	\$1,690,296	(\$69,749)	(3.96)
100.2100.1110.50.0.48.0000	TEACHER ELL	\$47,154	\$48,441	\$49,139	\$49,861	\$723	1.47
100.2100.1111.50.0.93.0000	LONGEVITY-PUPIL PERS-TK	\$7,500	\$7,700	\$8,500	\$7,900	(\$600)	(7.06)
100.2100.1112.50.0.93.0000	TCHS-ADDED DEGREE CR	\$0	\$0	\$8,043	\$8,043	\$0	0.00
100.2100.1230.50.0.48.0000	TUTORING ESOL	\$68,338	\$52,248	\$74,000	\$74,000	\$0	0.00
100.2100.3200.50.0.44.0000	EVALUATION/CONSULT:PS'	\$143,208	\$177,255	\$180,000	\$180,000	\$0	0.00
100.2100.3200.50.0.45.0000	SCHOOL MEDICAL ADVISOI	\$11,000	\$11,000	\$11,000	\$11,000	\$0	0.00
100.2100.3200.50.0.59.0000	HOSPITALIZED TUTORING	\$0	\$0	\$20,000	\$20,000	\$0	0.00
100.2100.3300.50.0.46.0000	STAFF IMMUNIZATIONS	\$0	\$152	\$800	\$800	\$0	0.00
100.2100.3301.50.0.46.0000	STUDENT PHYSICALS	\$0	\$0	\$400	\$400	\$0	0.00
100.2100.3302.50.0.46.0000	MEDICAL WASTE REMOVAL	\$430	\$405	\$3,600	\$3,600	\$0	0.00
100.2100.4300.50.0.46.0000	EQUIP REP-HEALTH	\$1,040	\$1,000	\$1,000	\$1,000	\$0	0.00
100.6110.5600.50.0.43.0000	TUITION EXPULSION OUTPI	\$20,165	\$18,431	\$0	\$0	\$0	0.00
100.2100.5801.50.0.44.0000	LOCAL MILEAGE-SW/PSYCI	\$469	\$0	\$500	\$500	\$0	0.00
100.2100.6110.50.0.40.0000	MATERIALS-PSYCHOL	\$3,000	\$1,550	\$3,000	\$3,000	\$0	0.00
100.2100.6110.50.0.46.0000	OFFICE SUPP-HEALTH	\$1,984	\$1,557	\$2,000	\$2,000	\$0	0.00
100.2100.6110.50.0.48.0000	INSTR MAT-ESOL	\$2,428	\$835	\$2,500	\$2,500	\$0	0.00
100.2100.6111.50.0.46.0000	MEDICAL SUPPLIES-HEALT	\$9,883	\$9,022	\$10,000	\$10,000	\$0	0.00
100.2100.6112.50.0.44.0000	TESTING MATERIALS-PSYC	\$0	\$9,186	\$20,000	\$20,000	\$0	0.00
100.2100.7302.50.0.46.0000	EQUIP-HEALTH	\$6,465	\$6,085	\$6,500	\$6,500	\$0	0.00
LOC: Pupil Personnel Services - 50		\$1,642,663	\$1,912,545	\$2,161,026	\$2,091,400	(\$69,626)	(3.22)
100.2100.6110.56.0.40.0000	MATERIALS-GUIDANCE-SRI	\$1,346	\$1,133	\$1,500	\$1,500	\$0	0.00
100.2100.6110.56.0.44.0000	SUPPLIES-PSYCHOL-SRMS	\$0	\$0	\$500	\$500	\$0	0.00
LOC: PUPIL PERSONNEL SRMS - 56		\$1,346	\$1,133	\$2,000	\$2,000	\$0	0.00



## RIDGEFIELD PUBLIC SCHOOLS

### \*\*\*\*PUPIL PERSONNEL SERV BUDGET

Fiscal Year: 2020-2021

Print accounts with zero balance   
  Round to whole dollars   
  Account on new page  
 Exclude inactive accounts with zero balance

From Date: 12/1/2020

To Date: 12/31/2020

Definition: 1. FY 2021-2022 Superintendent Proposed Budget

Account	Description	2018-2019 Actual	2019-2020 Actual	2020-2021 Budget	2021-2022 Proposed Budget	Difference	Percent Change
100.2100.1211.57.0.46.0000	NURSES	\$716,359	\$781,292	\$758,361	\$821,866	\$63,505	8.37
100.2130.1211.57.0.46.0000	NURSES-NON PUBLIC	\$108,772	\$112,563	\$115,705	\$118,600	\$2,895	2.50
100.2100.1220.57.0.46.0000	SUB NURSES	\$104,295	\$45,836	\$67,000	\$67,000	\$0	0.00
100.2100.6110.57.0.44.0000	SUPPLIES-PSYCHOL-ELEM	\$2,505	\$1,797	\$2,500	\$2,500	\$0	0.00
LOC: Pupil Personnel Elementary - 57		\$931,931	\$941,489	\$943,566	\$1,009,966	\$66,400	7.04
100.2100.1110.58.0.40.0000	COUNSELORS-MIDDLE	\$481,662	\$495,879	\$537,752	\$560,477	\$22,725	4.23
100.2100.1214.58.0.40.0000	SECRETARY-GUIDANCE	\$108,859	\$110,354	\$109,930	\$112,251	\$2,321	2.11
100.2100.6110.58.0.40.0000	MATERIALS-GUIDANCE-ERI	\$1,554	\$1,479	\$1,500	\$1,500	\$0	0.00
100.2100.6110.58.0.44.0000	SUPPLIES-PSYCHOL-ERMS	\$996	\$0	\$500	\$500	\$0	0.00
LOC: Pupil Personnel Middle School - 58		\$593,071	\$607,712	\$649,682	\$674,728	\$25,046	3.86
100.2100.1110.59.0.40.0000	COUNSELORS-HIGH	\$825,848	\$853,643	\$867,859	\$949,187	\$81,328	9.37
100.2100.1133.59.0.40.0000	GUIDANCE-SUMMER DAYS	\$3,558	\$3,892	\$0	\$0	\$0	0.00
100.2100.1210.59.0.40.0000	PARAS-GUIDANCE	\$20,897	\$21,228	\$21,817	\$22,888	\$1,071	4.91
100.2100.1210.59.0.46.0000	PARAS-HEALTH	\$20,451	\$41,152	\$42,304	\$44,573	\$2,270	5.36
100.2100.1214.59.0.42.0000	SECRETARY-PLACEMENT	\$37,324	\$52,012	\$53,461	\$57,660	\$4,199	7.85
100.2100.5610.59.0.40.0000	TUITION-GEN ED/ONLINE C	\$3,812	\$3,595	\$4,000	\$4,000	\$0	0.00
100.2100.6110.59.0.40.0000	MATERIALS-GUIDANCE-RH:	\$3,478	\$3,203	\$3,500	\$3,500	\$0	0.00
100.2100.6110.59.0.42.0000	COLLEGE GUIDES	\$2,270	\$1,598	\$2,500	\$2,500	\$0	0.00
100.2100.6110.59.0.44.0000	SUPPLIES-PSYCHOL-RHS	\$1,231	\$0	\$1,000	\$1,000	\$0	0.00
100.2100.8100.59.0.40.0000	MEMBERSHIPS-GUIDANCE	\$450	\$400	\$1,200	\$1,200	\$0	0.00
100.2100.8901.59.0.42.0000	COLLEGE PLACEMENT	\$2,000	\$625	\$1,200	\$1,200	\$0	0.00
LOC: Pupil Personnel RHS - 59		\$921,319	\$981,347	\$998,841	\$1,087,709	\$88,867	8.90

**RIDGEFIELD PUBLIC SCHOOLS**

**\*\*\*\*PUPIL PERSONNEL SERV BUDGET**

Fiscal Year: 2020-2021

Print accounts with zero balance     Round to whole dollars     Account on new page

Exclude inactive accounts with zero balance

From Date: 12/1/2020

To Date: 12/31/2020

Definition: 1. FY 2021-2022 Superintendent Proposed Budget

Account	Description	2018-2019 Actual	2019-2020 Actual	2020-2021 Budget	2021-2022 Proposed Budget	Difference	Percent Change
<b>Grand Total:</b>		\$4,090,330	\$4,444,227	\$4,755,115	\$4,865,802	\$110,687	2.33

End of Report

# RIDGEFIELD PUBLIC SCHOOLS



Special Education  
*FY 2021/2022 Budget*



## Special Education Budget Summary Narrative 2021-2022

The Ridgefield Public Schools is committed to providing a Free and Appropriate Public Education (FAPE) to all students with special education needs as required by the Individuals with Disabilities Education Act (IDEA). For those students identified with disabilities, the Special Education Department is responsible for designing and implementing a continuum of services through Individualized Education Programs (IEPs) to meet a variety of student needs. Our continuum of services is designed in a least to most restrictive model, with the intention of students having access to their non-disabled peers as much as is appropriate for each individual student circumstance. Included within the spectrum of services available are: direct specialized instruction within special and general education settings, speech-language, occupational, and physical therapies, adaptive physical education, counseling, social skills instruction, behavior analysis, staff and parent consultation, community-based vocational supports, and educational assessments. Special Education services also extend to the summer through Ridgefield's Extended School Year program, for those students who are eligible. For those students for whom RPS does not have appropriate services available, services are provided through placements at private special education schools. The assistive/specialized technology and transportation components of the special education budget can be found elsewhere in the district's general budget, specifically in the Technology and General Services sections.

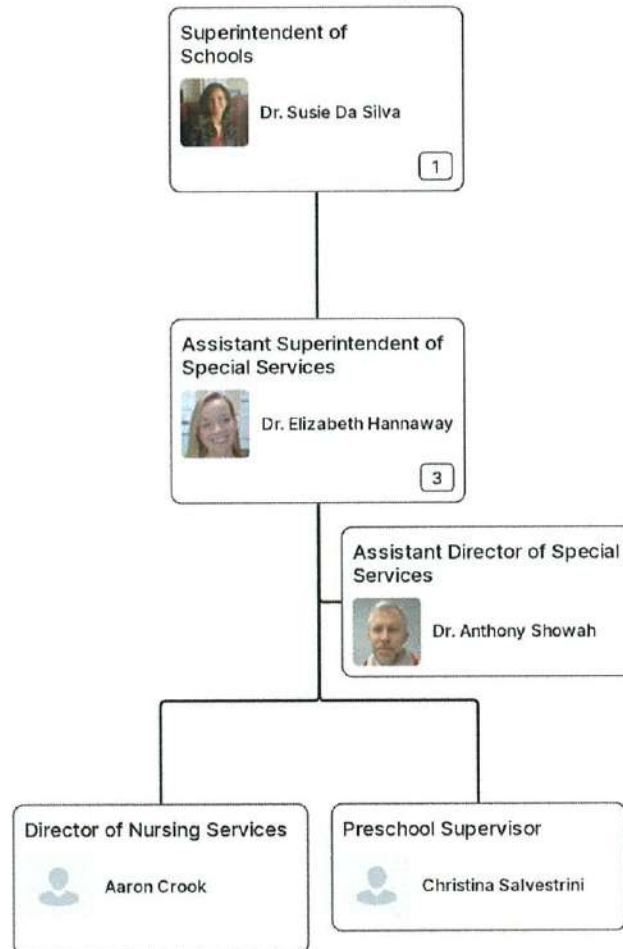
The Ridgefield Public School houses three "specialized" special education programs within the district, as well: PreK, Ridgefield Intensive Special Education (RISE), and the 18-22 Transition Program. These programs are not available at each school, but at specific schools throughout the district. The RISE program is a constellation of services that are available to those students with highly complex profiles, and the model is one that is multidisciplinary, student and family-centered, evidence-based, and comprehensive. Services provided span academic, motor, daily living skills, speech-language, health, social/emotional, vocational and behavior. Certified staff and paraeducators who work within the RISE program receive additional, specialized training from in-district behavior analysts. A new special education teacher position has been proposed in this 21-22 budget specifically to support a new cohort of students in the RISE program at RHS. This cohort is needed due to the number of eighth graders transitioning to ninth grade, as well as the few numbers of students who are graduating or moving on to our 18-22 transition program.

For the last decade, the Ridgefield Public Schools have partnered with the Center for Children with Special Needs (CCSN) to support the programmatic structures and training for those staff working in the RISE program. For the last two years, with CCSN collaboration, RPS has been planfully reducing CCSN services with the long-term goal of eliminating our contract with CCSN for the 21-22 school year. Our in-district BCBA's, administrators, and RISE staff are ready to continue the mission and evolution of the program.

The Special Education Department also supports robust professional development initiatives for both special education and pupil personnel staff. For the 20-21 school year, these initiatives have included specialized reading instruction training, Dialectical Behavior Therapy (DBT), social skills instruction and acquisition, assistive technology utilization, Advanced Instructional Paraeducator training, and behavioral shaping methods. These professional development initiatives are ones that must be provided over multiple school years to ensure quality implementation, and are included in this 21-22 proposed budget.



# Pupil Personnel and Special Education



**RIDGEFIELD PUBLIC SCHOOLS  
RIDGEFIELD, CONNECTICUT**

**SPECIAL EDUCATION**

**STAFF SUMMARY**

2020-2021 Budgeted Staff	Program	2021-2022 Projected Staff	Change
<b>CERTIFIED STAFF</b>			
Classroom Teachers			
4.000	Preschool Special Education	4.000	0.000
17.300	Elementary Special Education	18.300	1.000
0.000	Elementary Literacy Teachers	0.000	0.000
16.200	Middle Special Education	16.200	0.000
10.700	High Special Education	11.700	1.000
1.000	18-21 Year Old Program	1.000	0.000
0.000	Preschool Facilitator	0.000	0.000
0.400	Chairman - RHS	0.400	0.000
5.000	Board Certified Behavior Analyst	4.000	-1.000
11.100	Speech & Language	11.100	0.000
<b>65.700</b>	<b>Total Classroom Teachers</b>	<b>66.700</b>	<b>1.000</b>
Administration			
1.000	Assistant Superintendent of Special Services	1.000	0.000
0.480	Assistant Director K-12	0.480	0.000
0.370	Preschool Supervisor	0.370	0.000
-----		-----	-----
<b>67.550</b>	<b>TOTAL CERTIFIED STAFF</b>	<b>68.550</b>	<b>0.000</b>
<b>NON-CERTIFIED STAFF</b>			
Secretaries			
2.000	Administrator's Secretaries	2.000	0.000
1.000	PPT Secretary - RHS	1.000	0.000
<u>3.000</u>		<u>3.000</u>	<u>0.000</u>
Paraeducators			
9.000	Preschool Special Education	9.000	0.000
48.000	Elementary Special Education	48.000	0.000
18.000	Middle Special Education	18.000	0.000
13.000	High Special Education	13.000	0.000
1.260	PPT Clerical Paraeducators	1.260	0.000
<u>89.260</u>		<u>89.260</u>	<u>0.000</u>
Therapists			
2.000	Physical Therapist	2.000	0.000
4.500	Occupational Therapist	4.500	0.000
-----		1.000	-----
<b>98.760</b>	<b>TOTAL NON-CERTIFIED STAFF</b>	<b>98.760</b>	<b>0.000</b>

**RIDGEFIELD PUBLIC SCHOOLS**

**\*\*\*\*SPECIAL EDUCATION BUDGET**

Fiscal Year: 2020-2021

Print accounts with zero balance   
  Round to whole dollars   
  Account on new page  
 Exclude inactive accounts with zero balance

From Date: 12/1/2020

To Date: 12/31/2020

Definition: 1. FY 2021-2022 Superintendent Proposed Budget

Account	Description	2018-2019 Actual	2019-2020 Actual	2020-2021 Budget	2021-2022 Proposed Budget	Difference	Percent Change
100.1200.1110.40.0.05.0000	TEACHERS-ELEM-SPED	\$1,598,700	\$1,915,197	\$1,990,886	\$2,101,840	\$110,954	5.57
100.1200.1110.40.0.37.0000	TEACHERS-SPEECH-SPED	\$902,104	\$914,478	\$981,180	\$960,179	(\$21,001)	(2.14)
100.1200.1110.40.0.96.0000	ADMINS OF SPED K-12	\$235,069	\$280,697	\$283,257	\$292,859	\$9,602	3.39
100.1200.1111.40.0.93.0000	LONGEVITY-SPED TCHS	\$3,200	\$4,700	\$4,800	\$4,700	(\$100)	(2.08)
100.1200.1112.40.0.93.0000	TCHS-ADDED DEGREE CR	\$0	\$0	\$9,321	\$9,321	\$0	0.00
100.1200.1120.40.0.93.0000	SUB TEACHERS-SPED	\$65,190	\$98,735	\$50,000	\$50,000	\$0	0.00
100.1200.1131.40.0.05.0000	TCHS/PARAS-EXTENDED S	\$495,727	\$447,349	\$475,220	\$477,832	\$2,612	0.55
100.1200.1131.40.0.93.0000	TUTORING & HOMEBOUND	\$185,728	\$184,144	\$90,000	\$90,000	\$0	0.00
100.1200.1133.40.0.93.0000	TEACHERS-SUMMER PPT	\$1,841	\$5,254	\$0	\$0	\$0	0.00
100.1200.1210.40.0.05.0000	PARAS-ELEMENTARY	\$1,386,252	\$1,413,999	\$1,504,793	\$1,570,877	\$66,084	4.39
100.1200.1211.40.0.31.0000	THERAPISTS	\$568,502	\$585,683	\$609,130	\$620,820	\$11,691	1.92
100.1200.1214.40.0.96.0000	SECRETARIES-SPED	\$133,327	\$125,247	\$120,760	\$150,850	\$30,090	24.92
100.1200.1220.40.0.05.0000	NON CERTIFIED SALARIES:	\$0	\$57	\$0	\$0	\$0	0.00
100.1200.1220.40.0.93.0000	SUB PARAS-SPED	\$150,411	\$112,148	\$68,650	\$68,650	\$0	0.00
100.1200.3100.40.0.31.0000	TUTORING PURCH SERVICI	\$58,152	\$56,187	\$61,000	\$61,000	\$0	0.00
100.1200.3100.40.0.56.0000	EXTENDED SCHOOL YEAR	\$0	\$0	\$15,000	\$15,000	\$0	0.00
100.1200.3300.40.0.31.0000	PROFESSIONAL ED SVCS	\$1,066,480	\$369,690	\$200,000	\$100,000	(\$100,000)	(50.00)
100.1200.3300.40.0.31.0060	PROF ED SVCS-CONSULTA	\$158,303	\$224,676	\$155,000	\$155,000	\$0	0.00
100.1200.3300.40.0.31.0061	PROF ED SVCS-CRECTHI	\$205,798	\$178,470	\$200,000	\$200,000	\$0	0.00
100.1200.3300.40.0.31.0062	PROF ED SVCS-NURSES	\$92,835	\$84,796	\$150,000	\$150,000	\$0	0.00
100.1200.3300.40.0.93.0000	LEGAL SERVICES	\$175,000	\$97,710	\$175,000	\$150,000	(\$25,000)	(14.29)
100.1200.4300.40.0.37.0000	EQUIP REP-SPEECH	\$17,781	\$4,625	\$10,000	\$10,000	\$0	0.00
100.6110.5610.40.0.94.0000	TUITION CT.PUBLIC SCHOC	\$283,534	\$351,942	\$310,000	\$310,000	\$0	0.00
100.6150.5620.40.0.94.0000	SETTLEMENTS	\$919,836	\$1,141,578	\$1,200,000	\$1,200,000	\$0	0.00



## RIDGEFIELD PUBLIC SCHOOLS

**\*\*\*\*SPECIAL EDUCATION BUDGET**

Fiscal Year: **2020-2021**

Print accounts with zero balance   
  Round to whole dollars   
  Account on new page  
 Exclude inactive accounts with zero balance

From Date: 12/1/2020

To Date: 12/31/2020

Definition: 1. FY 2021-2022 Superintendent Proposed Budget

Account	Description	2018-2019 Actual	2019-2020 Actual	2020-2021 Budget	2021-2022 Proposed Budget	Difference	Percent Change
100.6130.5630.40.0.94.0000	TUITION CT.PRIVATE SCHO	\$2,222,285	\$2,723,203	\$2,700,000	\$2,700,000	\$0	0.00
100.6150.5640.40.0.94.0000	TUITION OUT-OF-STATE PR	\$157,200	\$214,433	\$0	\$0	\$0	0.00
100.4200.5650.40.0.56.0000	EXCESS COST REIMB	(\$1,565,078)	(\$1,501,976)	(\$1,400,000)	(\$1,400,000)	\$0	0.00
100.2210.5800.40.0.93.0000	SPECIAL ED CONF & TRAIN	\$27,935	\$34,299	\$45,000	\$45,000	\$0	0.00
100.1200.5801.40.0.93.0000	LCL MILEAGE-STAFF	\$6,618	\$6,527	\$15,000	\$15,000	\$0	0.00
100.1200.6110.40.0.05.0000	INSTR MAT-ELEM	\$9,975	\$9,291	\$15,000	\$15,000	\$0	0.00
100.1200.6110.40.0.31.0000	INSTR MAT-PHYS HAND	\$2,908	\$1,948	\$3,000	\$3,000	\$0	0.00
100.1200.6110.40.0.37.0000	INSTR MAT-SPEECH	\$5,000	\$4,363	\$5,000	\$5,000	\$0	0.00
100.1200.6110.40.0.96.0000	OFFICE SUPPLIES	\$4,797	\$4,894	\$7,500	\$7,500	\$0	0.00
100.1200.6111.40.0.56.0000	RECORDS OF MAINT SPED	\$0	\$0	\$7,500	\$7,500	\$0	0.00
100.1200.6111.40.0.93.0000	INSTR MAT-GIFTED	\$5,692	\$4,271	\$5,000	\$5,000	\$0	0.00
100.1200.6112.40.0.93.0000	TESTING PROTOCOLS	\$0	\$0	\$25,000	\$25,000	\$0	0.00
100.1200.7302.40.0.31.0000	EQUIP-PHYS HAND	\$3,650	\$2,674	\$3,000	\$3,000	\$0	0.00
100.1200.7302.40.0.93.0000	EQUIP-DISTRICTWIDE	\$17,616	\$19,128	\$20,000	\$20,000	\$0	0.00
100.1200.8100.40.0.96.0000	MEMBERSHIPS-DIRECTOR	\$1,500	\$0	\$0	\$0	\$0	0.00
LOC: Special Education - 40		\$9,603,868	\$10,120,416	\$10,114,997	\$10,199,928	\$84,932	0.84
100.1200.1110.48.0.11.0000	TEACHERS-MIDDLE-SPED	\$1,394,828	\$1,354,959	\$1,483,228	\$1,423,468	(\$59,760)	(4.03)
100.1200.1210.48.0.11.0000	PARAS-MIDDLE SCHOOLS	\$427,032	\$403,887	\$380,234	\$372,700	(\$7,533)	(1.98)
100.1200.6110.48.0.11.0000	INSTR MATERIAL	\$8,244	\$8,598	\$8,500	\$8,500	\$0	0.00
LOC: Special Education Middle School - 48		\$1,830,104	\$1,767,444	\$1,871,961	\$1,804,668	(\$67,293)	(3.59)
100.1200.1110.49.0.27.0000	TEACHERS-RHS-SPED	\$1,078,717	\$1,099,620	\$1,183,515	\$1,250,041	\$66,526	5.62
100.1200.1210.49.0.27.0000	PARAS-RHS	\$348,388	\$350,969	\$390,083	\$369,211	(\$20,873)	(5.35)

**RIDGEFIELD PUBLIC SCHOOLS**

**\*\*\*\*SPECIAL EDUCATION BUDGET**

Fiscal Year: **2020-2021**

- Print accounts with zero balance   
  Round to whole dollars   
  Account on new page  
 Exclude inactive accounts with zero balance

From Date: 12/1/2020

To Date: 12/31/2020

Definition: 1. FY 2021-2022 Superintendent Proposed Budget

Account	Description	2018-2019 Actual	2019-2020 Actual	2020-2021 Budget	2021-2022 Proposed Budget	Difference	Percent Change
100.1200.3100.49.0.56.0000	HS STUDENT SERVICES	\$0	\$0	\$15,000	\$15,000	\$0	0.00
100.1200.6110.49.0.27.0000	INSTR MATERIAL-RHS	\$3,918	\$3,701	\$4,000	\$4,000	\$0	0.00
LOC: Special Education RHS - 49		\$1,431,022	\$1,454,290	\$1,592,598	\$1,638,252	\$45,653	2.87
<b>Grand Total:</b>		\$12,864,994	\$13,342,149	\$13,579,556	\$13,642,847	\$63,291	0.47

End of Report



Technology  
*FY 2021/2022 Budget*



## **Technology Budget Summary Narrative 2021-2022**

Spring of 2020 has moved Technology from being a main pillar of modern education to being the main conveyance of teaching across all grades, subjects, and interventions. Although we have gained a significant amount of knowledge in using technology, this is not the ideal way to educate our children. This past year during the pandemic crisis, deficiencies became apparent in our district across the whole spectrum of technology. Instruction, technical support, student/teacher computers, media, communications, network services, data services, and operations all underwent major stress tests. Our talented team in the technology department adapted and addressed every scenario as it arose all while gaining insight for the future. As we look to the next school year with hope of a return to normalcy the Technology department is going to engage in “Vision Building.” Connecting with all stakeholders in how Ridgefield Public Schools can meet the needs of its educators, learners, and community to become a leader in Education Technology.

### *Vision Building*

In 2016 the 1:1 Digital Learning Initiative was started. Before spring of 2020, students in grades 6-8 were assigned Chromebooks as a learning tool for use at school and home. Students in grades 9-12 had the option of receiving a Chromebook or bringing a personal learning device to school. Post spring 2020, our district is 1:1 K-12 out of the necessity for distance and hybrid learning. This has led to many Chromebooks throughout the district given to students that vary in quality, age, and ability. Part of the Technology Department’s “vision building” will be to connect with educators and the community to see how we can appropriately move forward with how we want to continue our 1:1 initiative. In any capacity there are many Chromebooks in the district which will be aging out of Google services in the near future and will need to be replaced with newer models.

The digital demands that fell on the shoulders of our educators in spring 2020 gave insight into how we will want to better prepare our educators with newer and more robust technology. The majority of devices issued to teachers were Chromebooks that were purchased over five years ago. These machines in the coming months will lose support from Google services. The technology department is using this opportunity to explore other computer options that will address the complex tasks and multimedia creation needs for the modern classroom environment. This has made us reevaluate some of our product leasing structures. We may find it more beneficial to purchase technologies rather than lease them to give us more flexibility in product selection and ability.

In the summer of 2020, the district began its rollout of ViewSonic touch boards. These devices were invaluable to the classrooms that had no touch technology while engaging with distance learners. These devices are superior to the aging Smartboards in every way plus, they also do not need continual maintenance (projector bulb replacement or full projector replacements). A continuing goal of the Technology Department is to transition all classrooms with Smart boards to ViewSonic boards to maintain equity across all rooms and grades.

During the summer of 2020, we worked very hard to increase the bandwidth and network capacity of all nine of our schools to handle the load of hybrid teaching. This work will continue into the new year with regular upgrades and maintenance needed to keep our network running properly. It is the goal to also continue all core digital systems that support district operations while also exploring new opportunities for educational software and services that can better meet the needs of our faculty, staff, and students.

In the 2021-22 year we anticipate additional hardware repairs, replacements, and upgrades that cannot be fully foreseen at this point in time. We are incredibly grateful to work in a district that allowed us to be flexible and adapt to this past year's situation. We would like to continue in being dynamic and well connected with the community as we meet the needs of all of our learners for the future.

# Technology

Superintendent of Schools



Dr. Susie Da Silva

1


Assistant Superintendent



Cory Gillette

1

Director of Education Technology



Dr. Wes DeSantis

1

Information Technology Manager



Dave Moran

*RIDGEFIELD PUBLIC SCHOOLS  
RIDGEFIELD, CONNECTICUT*

*TECHNOLOGY*

<i>STAFF SUMMARY</i>			
<u>2020-2021 Budgeted</u>		<u>2021-2022 Projected</u>	
<u>Staff</u>	<u>Program</u>	<u>Staff</u>	<u>Change</u>
	<b>CERTIFIED STAFF</b>		
	Administration		
1.000	Director of Educational	1.000	0.000
	Teaching Staff		
2.000	Technology Teaching Staff	2.000	0.000
<u>3.000</u>	<b>TOTAL CERTIFIED STAFF</b>	<u>3.000</u>	<u>0.000</u>
	<b>NON-CERTIFIED STAFF</b>		
	Administration		
2.000	Secretary	1.000	-1.000
2.000	Network Administrator	2.000	0.000
3.000	Data Specialist	2.000	-1.000
6.000	Computer Technician	6.000	0.000
1.000	Application Specialist	1.000	0.000
0.000	Webmaster/Communications	0.000	0.000
	Paraeducators		
0.000	Elementary Education	0.000	0.000
0.000	Middle School Education	0.000	0.000
0.000	High School Education	0.000	0.000
0.000	Special Education	0.000	0.000
<u>14.000</u>	<b>TOTAL NON-CERTIFIED STAFF</b>	<u>12.000</u>	<u>-2.000</u>



**RIDGEFIELD PUBLIC SCHOOLS**

**\*\*\*\*TECHNOLOGY BUDGET**

Fiscal Year: **2020-2021**

Print accounts with zero balance     Round to whole dollars     Account on new page

Exclude inactive accounts with zero balance

From Date: 12/1/2020

To Date: 12/31/2020

Definition: 1. FY 2021-2022 Superintendent Proposed Budget

Account	Description	2018-2019 Actual	2019-2020 Actual	2020-2021 Budget	2021-2022 Proposed Budget	Difference	Percent Change
100.1000.1110.65.0.07.0000	TCH-COMPUTER COORD	\$234,473	\$240,713	\$244,434	\$248,026	\$3,593	1.47
100.2210.1110.65.0.07.0000	DIRECTOR OF ED TECHNOI	\$0	\$0	\$0	\$162,282	\$162,282	0.00
100.2230.1211.65.0.93.0000	SYSTEMS ADMINISTRATOR	\$758,661	\$792,519	\$807,734	\$751,507	(\$56,227)	(6.96)
100.2230.1214.65.0.93.0000	SEC-TECHNOLOGY	\$115,701	\$48,036	\$80,722	\$58,335	(\$22,387)	(27.73)
100.2230.1216.65.0.93.0000	DIR OF TECHNOLOGY	\$173,044	\$117,547	\$178,214	\$0	(\$178,214)	(100.00)
100.2210.3200.65.0.93.0000	EDU TECH SUBSCRIPTIONS	\$240,379	\$251,183	\$299,046	\$284,290	(\$14,756)	(4.93)
100.2230.3200.65.0.93.0000	INTERNET SERVICES	\$23,222	\$30,443	\$32,200	\$32,200	\$0	0.00
100.2233.3200.65.0.93.0000	HARDWARE LEASE	\$439,905	\$432,149	\$428,906	\$106,627	(\$322,279)	(75.14)
100.1200.3301.65.0.93.0000	AT SOFTWARE & SUBSCRIF	\$38,465	\$31,633	\$43,496	\$43,496	\$0	0.00
100.2230.3301.65.0.93.0000	PROF TECHNICAL SVC	\$404,294	\$440,458	\$482,521	\$492,521	\$10,000	2.07
100.2230.4300.65.0.96.0000	EQUIPMENT REPAIR-ADMIN	\$190,537	\$113,960	\$135,665	\$135,665	\$0	0.00
100.1000.4301.65.0.93.0000	LEASE AGMNT COPIER	\$326,605	\$270,678	\$286,460	\$286,460	\$0	0.00
100.2230.5300.65.0.93.0000	COMMUNICATIONS	\$318,320	\$312,416	\$321,660	\$336,660	\$15,000	4.66
100.2200.5800.65.0.38.0000	STAFF-TRAINING & TRAVEL	\$1,356	\$1,928	\$2,600	\$2,600	\$0	0.00
100.2230.5800.65.0.93.0000	LCL MILEAGE-STAFF	\$11,040	\$4,204	\$12,000	\$12,000	\$0	0.00
100.2230.5800.65.0.96.0000	LCL MILEAGE-ADMIN	\$1,200	\$943	\$1,200	\$600	(\$600)	(50.00)
100.1000.6110.65.0.93.0000	DISTRICTWIDE IT SOFTWARE	\$94,163	\$62,446	\$70,822	\$70,822	\$0	0.00
100.2230.6110.65.0.93.0000	LIBRARY (K-12) SOFTWARE	\$54,254	\$54,689	\$60,037	\$60,037	\$0	0.00
100.2230.6111.65.0.58.0000	COPIER PAPER D.W.	\$34,585	\$30,750	\$45,000	\$45,000	\$0	0.00
100.2230.6111.65.0.96.0000	OFFICE SUPPLIES:TECHNO	\$2,869	\$67	\$1,200	\$1,200	\$0	0.00
100.2230.6120.65.0.40.0000	AT INSTR SUPPLIES	\$44,112	\$25,324	\$27,000	\$27,000	\$0	0.00
100.2230.6120.65.0.58.0000	TECHNOLOGY INSTR SUPP	\$19,262	\$1,166	\$23,667	\$23,667	\$0	0.00
100.2230.6120.65.0.96.0000	COMPUTER SUPPLIES-D.W	\$106,632	\$10,188	\$50,000	\$50,000	\$0	0.00
100.2230.6125.65.0.58.0000	ET SOFTWARE	\$938	\$26,291	\$28,887	\$28,887	\$0	0.00

**RIDGEFIELD PUBLIC SCHOOLS**

**\*\*\*\*TECHNOLOGY BUDGET**

Fiscal Year: 2020-2021

- Print accounts with zero balance   
  Round to whole dollars   
  Account on new page  
 Exclude inactive accounts with zero balance

From Date: 12/1/2020

To Date: 12/31/2020

Definition: 1. FY 2021-2022 Superintendent Proposed Budget

Account	Description	2018-2019 Actual	2019-2020 Actual	2020-2021 Budget	2021-2022 Proposed Budget	Difference	Percent Change
100.1200.7302.65.0.93.0000	HARDWARE/EQUIP-TECHN	\$0	(\$31,430)	\$0	\$310,000	\$310,000	0.00
LOC: TECHNOLOGY - 65		\$3,634,019	\$3,268,301	\$3,663,471	\$3,569,883	(\$93,587)	(2.55)
<b>Grand Total:</b>		\$3,634,019	\$3,268,301	\$3,663,471	\$3,569,883	(\$93,587)	(2.55)

End of Report



*Appendix - Financials*

*FY 2021/2022 Budget*

**BUDGET BY OBJECT - TOTAL**

Object	Enrollment	2018-2019 Actual 4,804	2019-2020 Actual 4,695	2020-2021 Budget 4,559	2021-2022 Proposed 4,439	Difference -120	PercentChange -2.56%	Percent Budget
11XX	CERTIFIED SALARIES	46,385,007	47,186,309	48,520,489	49,800,173	1,279,684	2.64%	48.70%
12XX	NON CERTIFIED SALARIES	10,216,665	11,252,112	11,774,595	12,017,327	242,732	2.06%	11.75%
22XX	EMPLOYEE BENEFITS	17,605,597	19,021,945	19,752,024	19,937,849	185,825	0.94%	19.50%
31XX	PURCHASED SERVICES	186,810	171,095	258,016	281,000	22,984	8.91%	0.27%
32XX	PROFESSIONAL EDUCATIONAL SERVICE	861,503	939,400	1,021,052	679,717	-341,335	-33.43%	0.66%
33XX	PROFESSIONAL SERVICES	2,469,798	1,773,477	1,566,974	1,451,417	-115,557	-7.37%	1.42%
41XX	UTILITY SERVICES-WATER	171,819	191,496	217,528	232,621	15,093	6.94%	0.23%
42XX	BUILDING REPAIR & MAINTENANCE	1,463,351	1,891,933	1,656,689	1,719,457	62,768	3.79%	1.68%
43XX	REPAIRS & MAINTENANCE EQUIPMENT	452,683	432,315	489,271	487,746	-1,525	-0.31%	0.48%
45XX	SPECIAL PROJECTS	56,646	153,196	90,561	119,668	29,107	32.14%	0.12%
51XX	TRANSPORTATION SERVICES	5,287,553	4,614,613	6,070,541	6,288,514	217,973	3.59%	6.15%
52XX	OTHER INSURANCE	387,687	433,233	512,332	553,319	40,987	8.00%	0.54%
53XX	COMMUNICATIONS	312,056	344,817	342,190	356,310	14,120	4.13%	0.35%
54XX	ADVERTISING SERVICES	3,493	1,584	4,500	10,000	5,500	122.22%	0.01%
55XX	PRINTING SERVICES	12,665	2,118	14,150	13,300	-850	-6.01%	0.01%
56XX	TUITION	2,552,216	2,955,906	2,821,000	2,821,000	0	0.00%	2.76%
57XX	SCHOOL LUNCH	32,830	40,454	22,050	65,000	42,950	194.78%	0.06%
58XX	TRAINING & TRAVEL	164,577	137,041	212,989	188,929	-24,060	-11.30%	0.18%
59XX	OTHER PURCHASED SERVICES	251,319	290,682	334,246	312,326	-21,920	-6.56%	0.31%
61XX	SUPPLIES & MATERIALS	966,686	890,222	1,196,157	1,142,050	-54,107	-4.52%	1.12%
62XX	ENERGY-ELEC, GAS, FUEL OIL	1,840,737	1,719,261	2,163,072	2,555,136	392,064	18.13%	2.50%
64XX	BOOKS	411,437	578,971	593,583	515,656	-77,927	-13.13%	0.50%
69XX	PLANT SUPPLIES	320,390	334,381	352,822	353,172	350	0.10%	0.35%
73XX	EQUIPMENT	209,340	101,335	208,666	506,645	297,979	142.80%	0.50%
81XX	DUES & FEES	75,501	69,166	109,171	111,768	2,596	2.38%	0.11%
89XX	MISCELLANEOUS	49,142	57,803	78,941	79,487	546	0.69%	0.08%
89XX	ATHLETIC REVENUE	-404,803	-238,961	-471,458	-339,500	131,958	-27.99%	-0.33%
	<b>TOTAL</b>	92,342,702	95,345,904	99,912,151	102,260,087	2,347,935	2.35%	100.00%



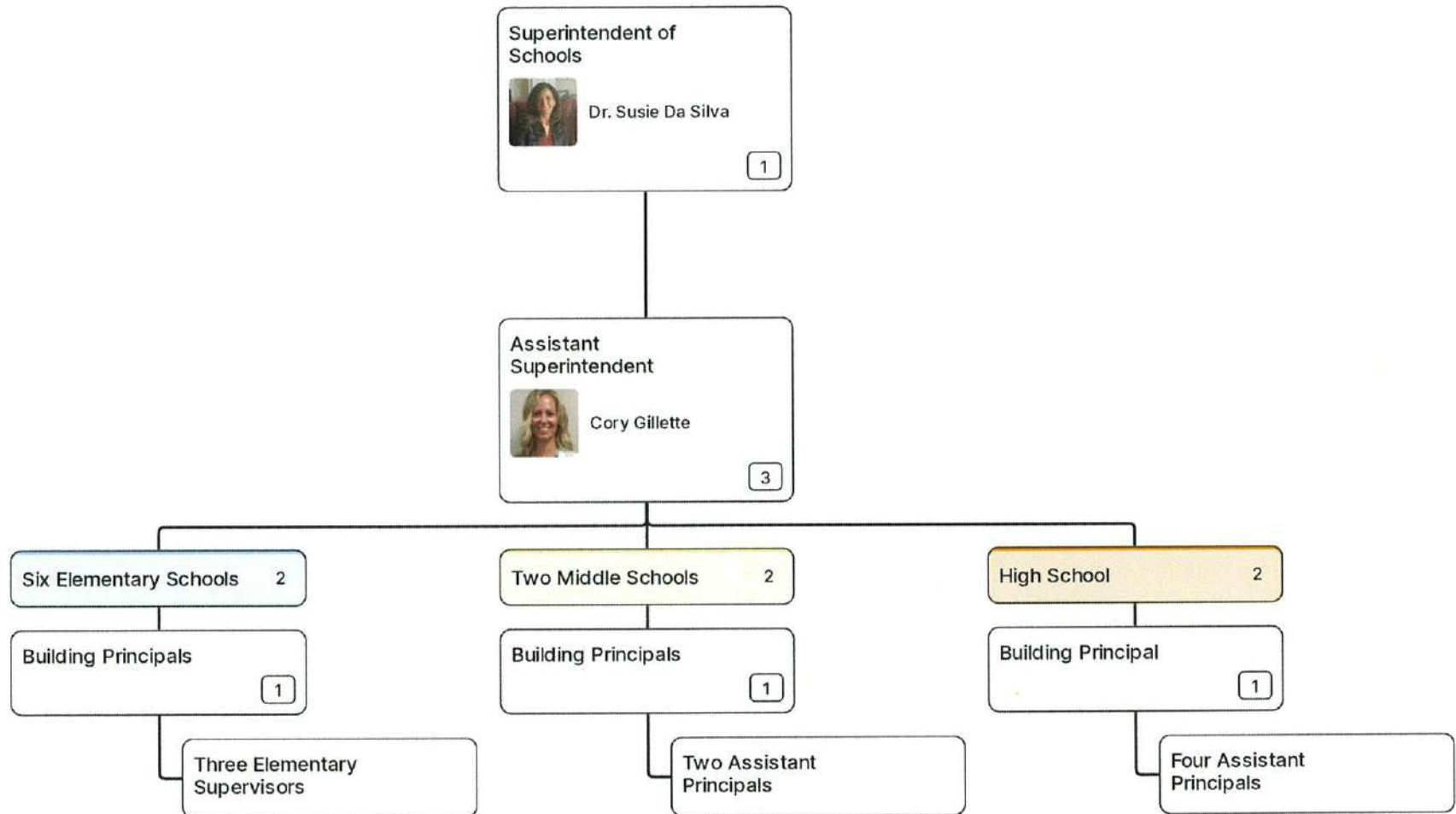
## Descriptions of Object Report

11XX	CERTIFIED SALARIES	Salaries for all administrators, teachers, substitutes, advisors, coaches, curriculum writing, extended school year (Sped) , homebound tutoring, longevity, added degree credits.
12XX	NON CERTIFIED SALARIES	Salaries for all secretaries, custodians, para-professionals, substitutes, building checks, differential.
22XX	EMPLOYEE BENEFITS/PAYROLL TAXES	Health benefits, pension contribution (non-certified), OPEB (other postemployment benefits) FICA, medicare, worker's compensation, unemployment compensation.
31XX	TUTORING & PROFESSIONAL DEVELOPMENT	Curriculum improvement/professional development presenters, third party tutoring for special education students during short-term hospital stays.
32XX	EDUCATIONAL & TECHNICAL SERVICES	Services supporting instructional program and its administration, including curriculum improvement (testing services) counseling & guidance (psychological consultation/evaluation), library, media, tech support (licensing fees & HW lease)
33XX	OUTSIDE PROFESSIONAL SERVICES	Includes those purchased personnel services which are not part of payroll, such as medical doctors, lawyers & negotiation specialists, auditors, therapists, staff immunizations, student physicals, special education services.
41XX	WATER & SEWER	Water and sewage
42XX	REPAIRS & MAINTENANCE	Normal routine repair & maintenance
43XX	EQUIPMENT REPAIR & COPIERS	Equipment repair; copier service support
45XX	BUILDING PROJECTS	Small projects for each school
51XX	TRANSPORTATION	School system's transportation program, including students transported out-of-town for special programs, athletic events, field trips, etc.
52XX	INSURANCE	Insurance for liability, property, boiler & vehicle
53XX	COMMUNICATIONS & POSTAGE	Telephone & postage
54XX	ADVERTISING / RECRUITMENT	Personnel recruiting, legal ads, notices and bid solicitations
55XX	PRINTING	Contracted printing services; literary magazine, school newspapers, forms, diplomas, etc.
56XX	TUITION	Outplacement of special education students in CT public & private schools and out-of-state private schools
57XX	SCHOOL LUNCH PROGRAM OPERATION	Free and reduced lunch payments for qualified students
58XX	TRAVEL, CONFERENCE & TRAINING	Conferences & training; local mileage (reimbursement for mileage incurred on school business)
59XX	ATHLETIC'S SERVICES	Athletic trainer, athletic officials, athletic facility rental
61XX	SUPPLIES & MATERIALS	Instructional materials, office supplies, computer supplies
62XX	ELECTRIC, OIL & GAS	Energy consumption by the District
64XX	BOOKS	Textbooks, dictionaries, encyclopedia, maps, workbooks, etc.
69XX	CLEANING & MAINTENANCE MATERIALS	Cleaning, maintenance, HVAC, electrical supplies
73XX	EQUIPMENT	Generally small purchase such as: bookshelves; art, music, science equipment; printers, small maintenance equipment and tools
81XX	MEMBERSHIP	Memberships in professional or other organizations
89XX	MISCELLANEOUS	Amounts not covered by other categories (parent meetings, student assemblies, foreign exchanges, etc.)
89XX	ATHLETIC REVENUE	Sports participation fees, gate receipts



*Appendix – Staffing and Enrollment*  
*FY 2021/2022 Budget*

# Building Administrators



**ENROLLMENT PROJECTIONS 2020-2021**

School	K	GR 1	GR 2	GR 3	GR 4	GR 5	GR 6	Gr 7	GR 8	GR 9	GR 10	GR 11	GR 12	Total
BMES	49	46	52	52	54	50								303
BES	55	56	55	63	61	56								346
FES	46	44	44	56	35	48								273
RES	54	58	60	58	65	73								368
SES	57	47	61	55	58	58								336
VPES	33	43	33	47	58	48								262
ERMS							172	181	192					545
SRMS							169	182	193					544
RHS										371	407	386	418	1582
<b>Total</b>	294	294	305	331	331	333	341	363	385	371	407	386	418	4559

**ENROLLMENT PROJECTIONS 2021-2022**

School	K	GR 1	GR 2	GR 3	GR 4	GR 5	GR 6	GR 7	GR 8	GR 9	GR 10	GR 11	GR 12	Total
BMES	48	47	51	54	51	54								305
BES	54	57	56	61	63	62								353
FES	44	57	54	49	59	34								297
RES	54	49	54	63	58	66								344
SES	56	47	61	60	60	59								343
VPES	34	36	32	42	39	60								243
ERMS							155	169	181					505
SRMS							171	168	178					517
RHS										380	367	394	391	1532
<b>Total</b>	290	293	308	329	330	335	326	337	359	380	367	394	391	4439



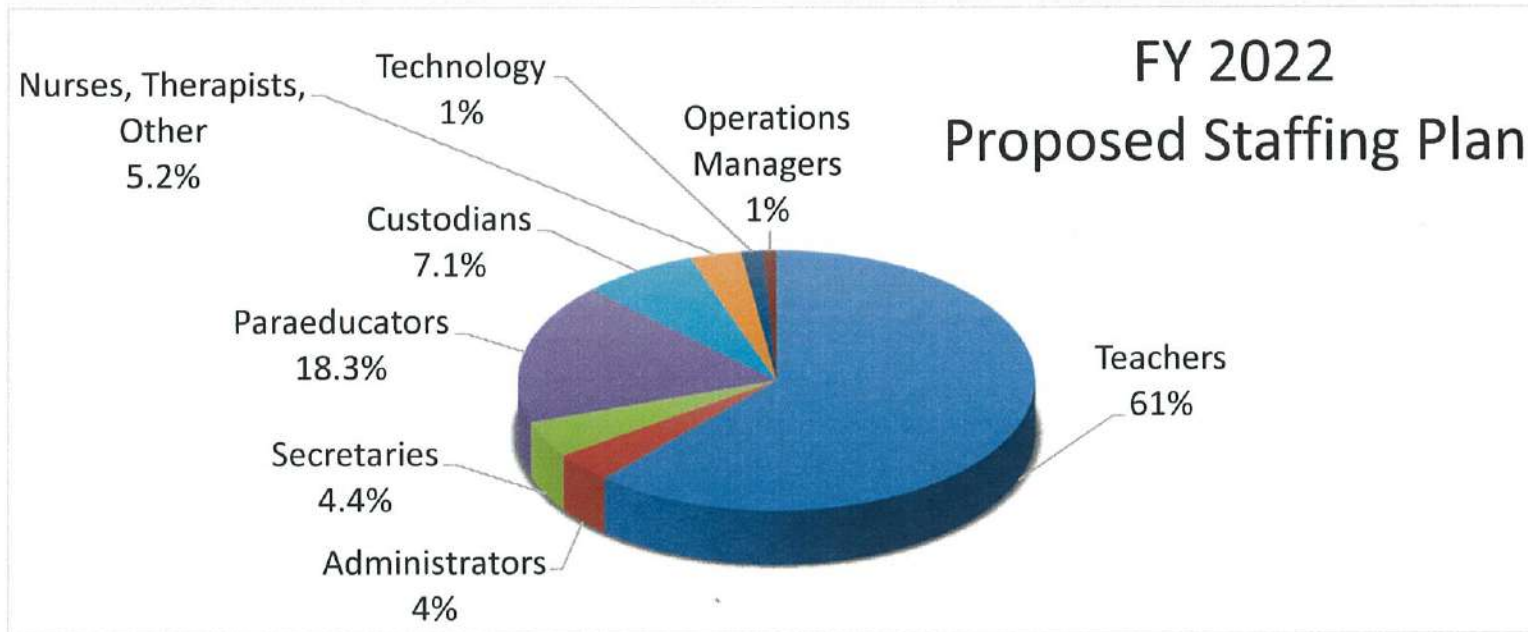
**RIDGEFIELD PUBLIC SCHOOLS  
RIDGEFIELD, CONNECTICUT**

**CERTIFIED STAFF SUMMARY**

<i>Budgeted Enrollment</i>	<b>Budgeted Staff</b>		<i>Projected Enrollment</i>	<i>Change</i>	<b>Projected Staff</b>	<i>Change</i>
<u>2020-21</u>	<u>2020-21</u>		<u>2021-22</u>		<u>2021-22</u>	
1,888	136.174	<b>Classroom Teachers</b>	1,885	-3	137.174	1.000
1,089	78.300	Elementary Schools	1,022	-67	78.000	-0.300
1,582	114.750	Middle School	1,532	-50	114.300	-0.450
	65.300	High School			66.300	1.000
	0.000	Special Education			0.000	0.000
		K-5 Class Size Projections				
-----	-----		-----	-----	-----	-----
4,559	<b>394.524</b>	<b>Total Classroom Teachers</b>	<b>4,439</b>	<b>-120</b>	<b>395.774</b>	<b>1.250</b>
		<b>School-wide</b>				
		<b>Pupil Personnel Services</b>				
	14.100	Counselors			14.100	0.000
	17.600	Psychologists/Social Worker			17.600	0.000
		<b>Other School-wide</b>				
	1.600	Deans			1.600	0.000
	2.000	Technology Teachers			2.000	0.000
	3.175	HS Departmental Chairs			3.175	0.000
	10.000	Library Media Specialists			10.000	0.000
	0.600	Student Life Coordinator			0.600	0.000
	0.500	PPS Coordinators			0.500	0.000
	0.600	AHS Coordinator			0.600	0.000
	-----				-----	-----
	<b>50.175</b>	<b>Total School-wide</b>			<b>50.175</b>	<b>0.000</b>
		<b>Administration</b>				
	1.000	Superintendent of Schools			1.000	0.000
	1.000	Assistant Superintendent			1.000	0.000
	1.000	Assistant Superintendent of Special Services			1.000	0.000
	1.000	Business Manager			1.000	0.000
	1.000	Director of Personnel			1.000	0.000
	0.480	Assistant Director of Special Education			0.480	0.000
	1.000	Director of Educational Technology			1.000	0.000
	0.000	Director of Elementary Ed			1.000	1.000
	9.000	Principals			9.000	0.000
	6.000	Assistant Principals			6.000	0.000
	3.000	Elementary Supervisors			3.000	0.000
	0.370	Preschool Supervisor			0.370	0.000
	2.000	6-12 Curriculum Supervisors			2.000	0.000
	1.000	Athletic Director			1.000	0.000
	-----				-----	-----
	<b>27.850</b>	<b>Total Administration</b>			<b>28.850</b>	<b>1.000</b>
	-----				-----	-----
	<b>472.549</b>	<b>TOTAL CERTIFIED STAFF</b>			<b>474.799</b>	<b>2.250</b>

*NON-CERTIFIED STAFF SUMMARY*

Projected Staff <u>2020-21</u>		Projected Staff <u>2021-22</u>	<u>Change</u>
	<b>Operation Managers</b>		
0.000	Director of Nursing Services	1.000	1.000
1.000	Transportation Coordinator	1.000	0.000
2.000	Network Administrators	2.000	0.000
1.000	Facilities Manager	1.000	0.000
0.000	Gr 6-12 Post Secondary/Transition	0.000	0.000
-----		-----	-----
<b>4.000</b>	<b>Total Administrators</b>	<b>5.000</b>	<b>1.000</b>
	<b>Secretarial and Clerical</b>		
2.000	Board of Ed & Asst Superintendent Secretaries	2.000	0.000
5.000	Bookkeepers	5.000	0.000
3.000	High School Secretaries	3.000	0.000
6.000	Directors' & Facilities Secretaries	6.000	0.000
1.000	Athletics & Business Secretaries	1.000	0.000
4.000	Counseling/PPT Secretaries	4.000	0.000
2.000	Middle School Secretaries	2.000	0.000
9.000	Principals' Secretaries	9.000	0.000
-----		-----	-----
<b>32.000</b>	<b>Total Secretarial and Clerical</b>	<b>32.000</b>	<b>0.000</b>
	<b>Paraeducators</b>		
22.790	Elementary Schools	26.780	3.990
4.100	Middle Schools	4.100	0.000
10.710	High School	9.710	-1.000
89.260	Special Education	89.260	0.000
3.000	Pupil Personnel Services	3.000	0.000
0.000	Technology	0.000	0.000
-----		-----	-----
<b>129.860</b>	<b>Total Paraeducators</b>	<b>132.850</b>	<b>2.990</b>
	<b>Other Support Staff</b>		
44.000	Custodians	44.000	0.000
6.000	Maintenance	6.000	0.000
2.000	HVAC Technicians	2.000	0.000
2.000	Athletics	3.000	1.000
15.000	Nurses	14.000	-1.000
6.500	Therapists	6.500	0.000
10.000	Technology/data	10.000	0.000
-----		-----	-----
<b>85.500</b>	<b>Total Other</b>	<b>85.500</b>	<b>0.000</b>
-----		-----	-----
<b>251.360</b>	<b>TOTAL NON-CERTIFIED STAFF</b>	<b>255.350</b>	<b>3.990</b>



	2020-2021 <u>Actual Staff</u>	2020-2021 <u>Budgeted Staff</u>	2021-2022 <u>Projected Staff</u>	Budget to Bdgt to Proj <u>Change</u>	Actual to Actual to Proj <u>Change</u>
Teachers	444.524	444.699	445.949	1.250	1.425
Administrators	27.850	27.850	28.850	1.000	1.000
Secretaries	32.000	32.000	32.000	0.000	0.000
Paraeducators	130.020	129.860	132.850	2.990	2.830
Custodians	52.000	52.000	52.000	0.000	0.000
Nurses, Therapists, Oth	24.500	23.500	23.500	0.000	-1.000
Technology	10.000	10.000	10.000	0.000	0.000
Operations Managers	4.000	4.000	5.000	1.000	1.000
<b>Total Staff</b>	<b>721.894</b>	<b>723.909</b>	<b>730.149</b>	<b>6.240</b>	<b>8.255</b>

RIDGEFIELD PUBLIC SCHOOLS  
RIDGEFIELD, CONNECTICUT

ELEMENTARY EDUCATION

BARLOW MOUNTAIN SCHOOL

2020-2021 Budgeted				2021-2022 Projected					
Enroll- ment	# of Classes	Average Class Size	Staff	Program	Enroll- ment	# of Classes	Average Class Size	Staff	Change
CERTIFIED STAFF									
Classroom Teachers									
49	3	16.33	3.00	Kindergarten	48	3	16.00	3.00	0.00
46	3	15.33	3.00	Grade 1	47	3	15.67	3.00	0.00
52	3	17.33	3.00	Grade 2	51	3	17.00	3.00	0.00
52	3	17.33	3.00	Grade 3	54	3	18.00	3.00	0.00
54	3	18.00	3.00	Grade 4	51	3	17.00	3.00	0.00
50	2	25.00	2.00	Grade 5	54	3	18.00	3.00	1.00
-----	-----	-----	-----		-----	-----	-----	-----	-----
303	17		17.00		305	18		18.00	1.00
			0.50	Art				0.67	0.17
			1.00	Music				1.00	0.00
			0.30	Instrumental				0.30	0.00
			1.03	Physical Education & Health				1.03	0.00
			2.00	Literacy				2.00	0.00
			1.00	Mathematics				1.00	0.00
			-----					-----	-----
			22.83	Total Classroom Teachers				24.00	1.17
				Schoolwide					
			1.00	Library Media Specialist				1.00	0.00
				Administration					
			1.00	Principal				1.00	0.00
			0.50	Elementary Supervisor				0.50	0.00
			-----					-----	-----
			25.33	TOTAL CERTIFIED STAFF				26.50	1.17
			=====					=====	=====
				NON-CERTIFIED STAFF					
			1.00	Secretary				1.00	0.00
				Paraeducators					
			2.39	Supervisory-lunch/recess				3.00	0.61
			0.40	Supervisory-transportation				0.40	0.00
			1.00	Office				1.00	0.00
			0.00	Instructional				0.00	0.00
			-----					-----	-----
			4.79	TOTAL NON-CERT. STAFF				5.40	0.61



RIDGEFIELD PUBLIC SCHOOLS  
RIDGEFIELD, CONNECTICUT

ELEMENTARY EDUCATION

BRANCHVILLE SCHOOL

2020-2021 Budgeted

2021-2022 Projected

Enroll- ment	# of Classes	Average Class Size	Staff	Program	Enroll- ment	# of Classes	Average Class Size	Staff	Change
CERTIFIED STAFF									
Classroom Teachers									
55	3	18.33	3.00	Kindergarten	54	3	18.00	3.00	0.00
56	3	18.67	3.00	Grade 1	57	3	19.00	3.00	0.00
55	3	18.33	3.00	Grade 2	56	3	18.67	3.00	0.00
63	3	21.00	3.00	Grade 3	61	3	20.33	3.00	0.00
61	3	20.33	3.00	Grade 4	63	3	21.00	3.00	0.00
56	3	18.67	3.00	Grade 5	62	3	20.67	3.00	0.00
-----	-----	-----	-----		-----	-----	-----	-----	-----
346	18		18.00		353	18		18.00	0.00
			0.50	Art				1.00	0.50
			1.00	Music				1.00	0.00
			0.40	Instrumental				0.40	0.00
			1.03	Physical Education & Health				1.03	0.00
			2.00	Literacy				2.00	0.00
			1.00	Mathematics				1.00	0.00
			-----					-----	-----
			23.93	Total Classroom Teachers				24.43	0.50
				Schoolwide					
			1.00	Library Media Specialist				1.00	0.00
				Administration					
			1.00	Principal				1.00	0.00
			0.50	Elementary Supervisor				0.50	0.00
			-----					-----	-----
			26.43	TOTAL CERTIFIED STAFF				26.93	0.50
				NON-CERTIFIED STAFF					
			1.00	Secretary				1.00	0.00
				Paraeducators					
			2.53	Supervisory-lunch/recess				3.00	0.47
			0.40	Supervisory-transportation				0.40	0.00
			1.00	Office				1.00	0.00
			0.00	Instructional				0.00	0.00
			-----					-----	-----
			4.93	TOTAL NON-CERT. STAFF				5.40	0.47

RIDGEFIELD PUBLIC SCHOOLS  
RIDGEFIELD, CONNECTICUT

ELEMENTARY EDUCATION

FARMINGVILLE SCHOOL

2020-2021 Budgeted				2021-2022 Projected					
Enroll- ment	# of Classes	Average Class Size	Staff	Program	Enroll- ment	# of Classes	Average Class Size	Staff	Change
CERTIFIED STAFF									
Classroom Teachers									
46	3	15.33	3.00	Kindergarten	44	3	14.67	3.00	0.00
44	3	14.67	3.00	Grade 1	57	3	19.00	3.00	0.00
44	2	22.00	2.00	Grade 2	54	3	18.00	3.00	1.00
56	3	18.67	3.00	Grade 3	49	2	24.50	2.00	-1.00
35	2	17.50	2.00	Grade 4	59	3	19.67	3.00	1.00
48	2	24.00	2.00	Grade 5	34	2	17.00	2.00	0.00
-----	-----	-----	-----		-----	-----	-----	-----	-----
273	15		15.00		297	16		16.00	1.00
			0.50	Art				0.33	-0.17
			1.00	Music				1.00	0.00
			0.40	Instrumental				0.40	0.00
			1.03	Physical Education & Health				1.03	0.00
			2.00	Literacy				2.00	0.00
			1.00	Mathematics				1.00	0.00
			-----					-----	-----
			20.93	Total Classroom Teachers				21.76	0.83
				Schoolwide					
			1.00	Library Media Specialist				1.00	0.00
				Administration					
			1.00	Principal				1.00	0.00
			0.50	Elementary Supervisor				0.50	0.00
			-----					-----	-----
			23.43	TOTAL CERTIFIED STAFF				24.26	0.83
			=====					=====	=====
				NON-CERTIFIED STAFF					
			1.00	Secretary				1.00	0.00
				Paraeducators					
			1.97	Supervisory-lunch/recess				3.00	1.03
			0.33	Supervisory-transportation				0.33	0.00
			1.00	Office				1.00	0.00
			0.00	Instructional				0.00	0.00
			-----					-----	-----
			5.33	TOTAL NON-CERT. STAFF				5.33	1.03

RIDGEFIELD PUBLIC SCHOOLS  
RIDGEFIELD, CONNECTICUT

ELEMENTARY EDUCATION

RIDGEBURY SCHOOL

2020-2021 Budgeted				2021-2022 Projected					
Enroll- ment	# of Classes	Average Class Size	Staff	Program	Enroll- ment	# of Classes	Average Class Size	Staff	Change
				CERTIFIED STAFF					
				Classroom Teachers					
54	3	18.00	3.00	Kindergarten	54	3	18.00	3.00	0.00
58	3	19.33	3.00	Grade 1	49	3	16.33	3.00	0.00
60	3	20.00	3.00	Grade 2	54	3	18.00	3.00	0.00
58	3	19.33	3.00	Grade 3	63	3	21.00	3.00	0.00
65	3	21.67	3.00	Grade 4	58	3	19.33	3.00	0.00
73	3	24.33	3.00	Grade 5	66	3	22.00	3.00	0.00
-----	-----	-----	-----		-----	-----	-----	-----	-----
368	18		18.00		344	18		18.00	0.00
				0.50	Art			1.00	0.50
				1.00	Music			1.00	0.00
				0.30	Instrumental			0.30	0.00
				1.03	Physical Education & Health			1.03	0.00
				2.00	Literacy			2.00	0.00
				1.00	Mathematics			1.00	0.00
				-----				-----	-----
				23.83	Total Classroom Teachers			24.33	0.50
				Schoolwide					
				1.00	Library Media Specialist			1.00	0.00
				Administration					
				1.00	Principal			1.00	0.00
				0.50	Elementary Supervisor			0.50	0.00
				-----				-----	-----
				26.33	TOTAL CERTIFIED STAFF			26.83	0.50
				NON-CERTIFIED STAFF					
				1.00	Secretary			1.00	0.00
				Paraeducators					
				2.32	Supervisory-lunch/recess			3.00	0.68
				0.36	Supervisory-transportation			0.36	0.00
				1.00	Office			1.00	0.00
				0.00	Instructional			0.00	0.00
				-----				-----	-----
				4.68	TOTAL NON-CERT. STAFF			5.36	0.68

RIDGEFIELD PUBLIC SCHOOLS  
RIDGEFIELD, CONNECTICUT

ELEMENTARY EDUCATION

SCOTLAND SCHOOL

2020-2021 Budgeted				2021-2022 Projected					
Enroll- ment	# of Classes	Average Class Size	Staff	Program	Enroll- ment	# of Classes	Average Class Size	Staff	Change
CERTIFIED STAFF									
Classroom Teachers									
57	3	19.00	3.00	Kindergarten	56	3	18.67	3.00	0.00
47	3	15.67	3.00	Grade 1	47	3	15.67	3.00	0.00
61	3	20.33	3.00	Grade 2	61	3	20.33	3.00	0.00
55	3	18.33	3.00	Grade 3	60	3	20.00	3.00	0.00
58	3	19.33	3.00	Grade 4	60	3	20.00	3.00	0.00
58	3	19.33	3.00	Grade 5	59	3	19.67	3.00	0.00
-----	-----	-----	-----		-----	-----	-----	-----	-----
336	18		18.00		343	18		18.00	0.00
				0.50	Art		0.67		0.17
				1.00	Music		1.00		0.00
				0.30	Instrumental		0.30		0.00
				1.03	Physical Education		1.03		0.00
				2.00	Literacy		2.00		0.00
				1.00	Mathematics		1.00		0.00
				-----			-----		-----
				23.83	Total Classroom Teachers		24.00		0.17
Schoolwide									
				1.00	Library Media Specialist		1.00		0.00
Administration									
				1.00	Principal		1.00		0.00
				0.50	Elementary Supervisor		0.50		0.00
-----	-----	-----	-----		-----	-----	-----	-----	-----
336			26.33	TOTAL CERTIFIED STAFF	343			26.50	0.17
NON-CERTIFIED STAFF									
				1.00	Secretary		1.00		0.00
Paraeducators									
				2.36	Supervisory-lunch/recess		3.00		0.64
				0.49	Supervisory-transportation		0.49		0.00
				1.00	Office		1.00		0.00
				0.00	Instructional		0.00		0.00
				-----			-----		-----
				5.49	TOTAL NON-CERT. STAFF		5.49		0.64



RIDGEFIELD PUBLIC SCHOOLS  
RIDGEFIELD, CONNECTICUT

ELEMENTARY EDUCATION

VETERANS PARK SCHOOL

2020-2021 Budgeted				2021-2022 Projected					
Enroll- ment	# of Classes	Average Class Size	Staff	Program	Enroll- ment	# of Classes	Average Class Size	Staff	Change
CERTIFIED STAFF									
Classroom Teachers									
33	2	16.50	2.00	Kindergarten	34	2	17.00	2.00	0.00
43	3	14.33	3.00	Grade 1	36	2	18.00	2.00	-1.00
33	2	16.50	2.00	Grade 2	32	2	16.00	2.00	0.00
47	3	15.67	3.00	Grade 3	42	2	21.00	2.00	-1.00
58	3	19.33	3.00	Grade 4	39	2	19.50	2.00	-1.00
48	2	24.00	2.00	Grade 5	60	3	20.00	3.00	1.00
-----	-----	-----	-----		-----	-----	-----	-----	-----
262	15		15.00		243	13		13.00	-2.00
			0.50	Art				0.33	-0.17
			1.00	Music				1.00	0.00
			0.30	Instrumental				0.30	0.00
			1.03	Physical Education & Health				1.03	0.00
			2.00	Literacy				2.00	0.00
			1.00	Mathematics				1.00	0.00
			-----					-----	-----
			20.83	Total Classroom Teachers				18.66	-2.17
				Schoolwide					
			1.00	Library Media Specialist				1.00	0.00
				Administration					
			1.00	Principal				1.00	0.00
			0.50	Elementary Supervisor				0.50	0.00
			-----					-----	-----
-----			23.33	TOTAL CERTIFIED STAFF	-----			21.16	-2.17
-----			-----		-----			-----	-----
262			-----		243			-----	-----
				NON-CERTIFIED STAFF					
			1.00	Secretary				1.00	0.00
				Paraeducator					
			2.44	Supervisory-lunch/recess				3.00	0.56
			0.35	Supervisory-transportation				0.35	0.00
			1.00	Office				1.00	0.00
			0.00	Instructional				0.00	0.00
			-----					-----	-----
			4.79	TOTAL NON-CERT. STAFF				5.35	0.56

RIDGEFIELD PUBLIC SCHOOLS  
RIDGEFIELD, CONNECTICUT

ELEMENTARY EDUCATION

ALL ELEMENTARY SCHOOLS  
STAFF SUMMARY

2020-2021 Budgeted				2021-2022 Projected			
Enroll- ment	# of Classes	Staff	Program	Enroll- ment	# of Classes	Staff	Change
CERTIFIED STAFF							
Classroom Teachers							
303	17.00	17.00	Barlow Mountain	305	18.00	18.00	1.00
346	18.00	18.00	Branchville	353	18.00	18.00	0.00
273	15.00	15.00	Farmingville	297	16.00	16.00	1.00
368	18.00	18.00	Ridgebury	344	18.00	18.00	0.00
336	18.00	18.00	Scotland	343	18.00	18.00	0.00
262	15.00	15.00	Veterans Park	243	13.00	13.00	-2.00
1888	101.00	101.00		1885	101.00	101.00	0.00
		3.00	Art			4.00	1.00
		6.00	Music			6.00	0.00
		2.00	Instrumental			2.00	0.00
		6.17	Physical Education & Health			6.17	0.00
		12.00	Literacy			12.00	0.00
		6.00	Mathematics			6.00	0.00
		35.17				36.17	1.00
		0.00	K-5 Class Size Projections			0.00	0.00
		136.17	Total Classroom Teachers			137.17	1.00
		6.00	Schoolwide Library Media Specialists			6.00	0.00
		6.00	Administration Principals			6.00	0.00
		3.00	Elementary Supervisors			3.00	0.00
1888	151.17	TOTAL CERTIFIED STAFF		1885	152.17	152.17	1.00

RIDGEFIELD PUBLIC SCHOOLS  
RIDGEFIELD, CONNECTICUT

ELEMENTARY EDUCATION

ALL ELEMENTARY SCHOOLS  
STAFF SUMMARY

NON-CERTIFIED STAFF			
6.00	Secretaries	6.00	0.00
	General Education Paraeducators		
14.01	Supervisory-lunch/recess	18.00	3.99
2.33	Supervisory-transportation	2.33	0.00
6.00	Office	6.00	0.00
0.50	Substitute Caller	0.50	0.00
-----		-----	-----
22.84		26.83	3.99
-----		-----	-----
<u>28.84</u>	TOTAL NON-CERT. STAFF	<u>32.83</u>	<u>3.99</u>

RIDGEFIELD PUBLIC SCHOOLS  
RIDGEFIELD, CONNECTICUT

MIDDLE SCHOOL EDUCATION

EAST RIDGE MIDDLE SCHOOL

ENROLLMENT AND STAFFING  
6TH GRADE

2020-2021 Budgeted				2021-2022 Projected						
Enroll-ment	# of Classes	Average Class Size	Staff	Program	Enroll-ment	# of Classes	Average Class Size	Staff	Change	
				<b>CERTIFIED STAFF</b> Classroom Teachers						
172	8.00	21.50	2.000	English	155	8.00	19.38	2.000	0.000	
129	6.00	21.50	1.500	Math 6	114	6.00	19.00	1.500	0.000	
43	2.00	21.50	0.500	Math 6 AC	41	2.00	20.50	0.500	0.000	
<u>172</u>			<u>2.000</u>		<u>155</u>			<u>2.000</u>	<u>0.000</u>	
172	8.00	21.50	2.000	Science	155	8.00	19.38	2.000	0.000	
172	8.00	21.50	2.000	Social Studies	155	8.00	19.38	2.000	0.000	
172	8.00	21.50	0.400	Art	155	8.00	19.38	0.400	0.000	
172	8.00	21.50	0.400	Life Education / Health	155	8.00	19.38	0.400	0.000	
0	0.00	0.00	0.000	Family and Cons. Sci.	0	0.00	0.00	0.000	0.000	
20	1.00	20.00	0.100	Music Elements 6	20	1.00	20.00	0.100	0.000	
60	3.00	20.00	0.300	Band 6	50	3.00	16.67	0.300	0.000	
52	3.00	17.33	0.300	Chorus 6	48	2.00	24.00	0.200	-0.100	
40	2.00	20.00	0.200	Orchestra 6	37	2.00	18.50	0.200	0.000	
<u>172</u>			<u>0.900</u>		<u>155</u>			<u>0.800</u>	<u>-0.100</u>	
172	8.00	21.50	0.800	Physical Education	155	8.00	19.38	0.800	0.000	
				World Language						
48	2.00	24.00	0.400	French	43	2.00	21.50	0.400	0.000	
124	6.00	20.67	1.200	Spanish	112	5.00	22.40	1.000	-0.200	
<u>172</u>			<u>1.600</u>		<u>155</u>			<u>1.400</u>	<u>-0.200</u>	
				<b>12.100 Total Classroom Teachers</b>						
								<b>11.800</b>	<b><u>-0.300</u></b>	



RIDGEFIELD PUBLIC SCHOOLS  
RIDGEFIELD, CONNECTICUT

MIDDLE SCHOOL EDUCATION

EAST RIDGE MIDDLE SCHOOL

ENROLLMENT AND STAFFING  
7TH GRADE

2020-2021 Budgeted				2021-2022 Projected					
Enroll- ment	# of Classes	Average Class Size	Staff	Program	Enroll- ment	# of Classes	Average Class Size	Staff	Change
<b>CERTIFIED STAFF</b>									
Classroom Teachers									
181	8.00	22.63	2.000	English	169	8.00	21.13	2.000	0.000
111	5.00	22.20	1.250	Math 7	108	5.00	21.60	1.250	0.000
50	2.00	25.00	0.500	Math 7 AC	41	2.00	20.50	0.500	0.000
20	1.00	20.00	0.250	Algebra	20	1.00	20.00	0.250	0.000
<u>181</u>			<u>2.000</u>		<u>169</u>			<u>2.000</u>	<u>0.000</u>
181	8.00	22.63	2.000	Science	169	8.00	21.13	2.000	0.000
181	8.00	22.63	2.000	Social Studies	169	8.00	21.13	2.000	0.000
181	10.00	18.10	0.500	Art	169	9.00	18.78	0.450	-0.050
181	10.00	18.10	0.250	Life Education/Health	169	9.00	18.78	0.225	-0.025
181	10.00	18.10	0.250	Family & Cons. Sci	169	9.00	18.78	0.225	-0.025
15	1.00	15.00	0.100	Music Elements 7	15	1.00	15.00	0.100	0.000
63	3.00	21.00	0.300	Band 7	60	3.00	20.00	0.300	0.000
60	3.00	20.00	0.300	Chorus 7	54	3.00	18.00	0.300	0.000
43	2.00	21.50	0.200	Orchestra 7	40	2.00	20.00	0.200	0.000
<u>181</u>			<u>0.900</u>		<u>169</u>			<u>0.900</u>	<u>0.000</u>
181	8.00	22.63	0.800	Physical Education	169	8.00	21.13	0.800	0.000
37	2.00	18.50	0.400	French	39	2.00	19.50	0.400	0.000
140	6.00	23.33	1.200	Spanish	120	6.00	20.00	1.200	0.000
<u>177</u>			<u>1.600</u>		<u>159</u>			<u>1.600</u>	<u>0.000</u>
<b>12.300 Total Classroom Teachers</b>								<b>12.200</b>	<b>-0.100</b>

**RIDGEFIELD PUBLIC SCHOOLS  
RIDGEFIELD, CONNECTICUT**

**MIDDLE SCHOOL EDUCATION**

**EAST RIDGE MIDDLE SCHOOL**

**ENROLLMENT AND STAFFING  
8TH GRADE**

2020-2021 Budgeted				2021-2022 Projected					
Enroll- ment	# of Classes	Average Class Size	Staff	Program	Enroll- ment	# of Classes	Average Class Size	Staff	Change
<b>CERTIFIED STAFF</b>									
Classroom Teachers									
192	8.00	24.00	2.000	English	181	8.00	22.63	2.000	0.000
25	2.00	12.50	0.500	Math 8	25	2.00	12.50	0.500	0.000
145	6.00	24.17	1.500	Algebra	136	6.00	22.67	1.500	0.000
20	1.00	20.00	0.200	Geometry	20	1.00	20.00	0.200	0.000
<u>190</u>			<u>2.200</u>		<u>181</u>			<u>2.200</u>	<u>0.000</u>
192	8.00	24.00	2.000	Science IPS	181	8.00	22.63	2.000	0.000
0	0.00	0.00	0.000	Earth Science	0	0.00	0.00	0.000	0.000
<u>192</u>			<u>2.000</u>		<u>181</u>			<u>2.000</u>	<u>0.000</u>
192	8.00	24.00	2.000	Social Studies	181	8.00	22.63	2.000	0.000
192	11.00	17.45	0.550	Art	181	11.00	16.45	0.550	0.000
192	11.00	17.45	0.275	Life Education/Health	181	11.00	16.45	0.275	0.000
192	11.00	17.45	0.275	Family & Cons. Sci	181	11.00	16.45	0.275	0.000
22	1.00	22.00	0.100	Music Elements 8	22	1.00	22.00	0.100	0.000
65	3.00	21.67	0.300	Band 8	61	3.00	20.33	0.300	0.000
62	3.00	20.67	0.300	Chorus 8	57	3.00	19.00	0.300	0.000
43	2.00	21.50	0.200	Orchestra 8	41	2.00	20.50	0.200	0.000
<u>192</u>			<u>0.900</u>		<u>181</u>			<u>0.900</u>	<u>0.000</u>
192	9.00	21.33	0.900	Physical Education	181	8.00	22.63	0.800	-0.100
World Language									
43	2.00	21.50	0.400	French	43	2.00	21.50	0.400	0.000
149	7.00	21.29	1.400	Spanish	138	6.00	23.00	1.200	-0.200
<u>192</u>			<u>1.800</u>		<u>181</u>			<u>1.600</u>	<u>-0.200</u>
<b>12.900</b>				<b>Total Classroom Teachers</b>	<b>12.600</b>				<b>-0.300</b>

RIDGEFIELD PUBLIC SCHOOLS  
RIDGEFIELD, CONNECTICUT

MIDDLE SCHOOL EDUCATION

SCOTTS RIDGE MIDDLE SCHOOL

ENROLLMENT AND STAFFING  
6TH GRADE

2020-2021 Budgeted				2021-2022 Projected						
Enroll- ment	# of Classes	Average Class Size	Staff	Program	Enroll- ment	# of Classes	Average Class Size	Staff	Change	
<b>CERTIFIED STAFF</b> Classroom Teachers										
169	8.00	21.13	2.000	English	171	8.00	21.38	2.000	0.000	
125	6.00	20.83	1.500	Math 6	126	6.00	21.00	1.500	0.000	
44	2.00	22.00	0.500	Math 6 AC	45	2.00	22.50	0.500	0.000	
<u>169</u>			<u>2.000</u>		<u>171</u>			<u>2.000</u>	<u>0.000</u>	
169	8.00	21.13	2.000	Science	171	8.00	21.38	2.000	0.000	
169	8.00	21.13	2.000	Social Studies	171	8.00	21.38	2.000	0.000	
169	8.00	21.13	0.400	Art	171	10.00	17.10	0.500	0.100	
169	8.00	21.13	0.400	Life Education / Health	171	8.00	21.38	0.400	0.000	
0	0.00	0.00	0.000	Family and Cons. Sci.	0	0.00	0.00	0.000	0.000	
20	1.00	20.00	0.100	Music Elements 6	20	1.00	20.00	0.100	0.000	
65	3.00	21.67	0.300	Band 6	65	3.00	21.67	0.300	0.000	
43	2.00	21.50	0.200	Chorus 6	45	2.00	22.50	0.200	0.000	
41	2.00	20.50	0.200	Orchestra 6	41	2.00	20.50	0.200	0.000	
<u>169</u>			<u>0.800</u>		<u>171</u>			<u>0.800</u>	<u>0.000</u>	
169	8.00	21.13	0.800	Physical Education	171	8.00	21.38	0.800	0.000	
World Language										
44	2.00	22.00	0.400	French	45	3.00	15.00	0.600	0.200	
125	6.00	20.83	1.200	Spanish	126	6.00	21.00	1.200	0.000	
<u>169</u>			<u>1.600</u>		<u>171</u>			<u>1.800</u>	<u>0.200</u>	
<b>12.000 Total Classroom Teachers</b>								<b>12.300</b>	<b>0.300</b>	

RIDGEFIELD PUBLIC SCHOOLS  
RIDGEFIELD, CONNECTICUT

MIDDLE SCHOOL EDUCATION

SCOTTS RIDGE MIDDLE SCHOOL

ENROLLMENT AND STAFFING  
7TH GRADE

2020-2021 Budgeted				2021-2022 Projected							
Enroll- ment	# of Classes	Average Class Size	Staff	Program	Enroll- ment	# of Classes	Average Class Size	Staff	Change		
<b>CERTIFIED STAFF</b>											
Classroom Teachers											
182	8.00	22.75	2.000	English	168	8.00	21.00	2.000	0.000		
110	5.00	22.00	1.250	Math 7	101	5.00	20.20	1.250	0.000		
52	2.00	26.00	0.500	Math 7 AC	47	2.00	23.50	0.500	0.000		
20	1.00	20.00	0.250	Algebra	20	1.00	20.00	0.250	0.000		
<u>182</u>			<u>2.000</u>		<u>168</u>			<u>2.000</u>	<u>0.000</u>		
182	8.00	22.75	2.000	Science	168	8.00	21.00	2.000	0.000		
182	8.00	22.75	2.000	Social Studies	168	8.00	21.00	2.000	0.000		
182	8.00	22.75	0.400	Art	168	10.00	16.80	0.500	0.100		
182	15.00	12.13	0.375	Life Education/Health	168	15.00	11.20	0.375	0.000		
182	15.00	12.13	0.375	Family & Cons. Sci	168	15.00	11.20	0.375	0.000		
19	1.00	19.00	0.100	Music Elements 7	19	1.00	19.00	0.100	0.000		
60	3.00	20.00	0.300	Band 7	54	3.00	18.00	0.300	0.000		
58	3.00	19.33	0.300	Chorus 7	53	3.00	17.67	0.300	0.000		
45	2.00	22.50	0.200	Orchestra 7	42	2.00	21.00	0.200	0.000		
<u>182</u>			<u>0.900</u>		<u>168</u>			<u>0.900</u>	<u>0.000</u>		
182	8.00	22.75	0.800	Physical Education	168	8.00	21.00	0.800	0.000		
World Language											
55	3.00	18.33	0.600	French	51	3.00	17.00	0.600	0.000		
127	6.00	21.17	1.200	Spanish	117	6.00	19.50	1.200	0.000		
<u>182</u>			<u>1.800</u>		<u>168</u>			<u>1.800</u>	<u>0.000</u>		
								<b>12.650</b>	<b>Total Classroom Teachers</b>	<b>12.750</b>	<b>0.100</b>



RIDGEFIELD PUBLIC SCHOOLS  
RIDGEFIELD, CONNECTICUT

MIDDLE SCHOOL EDUCATION

SCOTTS RIDGE MIDDLE SCHOOL

ENROLLMENT AND STAFFING  
8TH GRADE

2020-2021 Budgeted				2021-2022 Projected						
Enroll- ment	# of Classes	Average Class Size	Staff	Program	Enroll- ment	# of Classes	Average Class Size	Staff	Change	
<b>CERTIFIED STAFF</b>										
Classroom Teachers										
193	8.00	24.13	2.000	English	178	8.00	22.25	2.000	0.000	
24	1.00	24.00	0.250	Math 8	24	1.00	24.00	0.250	0.000	
147	6.00	24.50	1.500	Algebra	133	6.00	22.17	1.500	0.000	
22	1.00	22.00	0.250	Geometry	21	1.00	21.00	0.250	0.000	
<u>193</u>			<u>2.000</u>		<u>178</u>			<u>2.000</u>	<u>0.000</u>	
193	8.00	24.13	2.000	Science	178	8.00	22.25	2.000	0.000	
0	0.00	0.00	0.000	Earth Science	0	0.00	0.00	0.000	0.000	
<u>193</u>			<u>2.000</u>		<u>178</u>			<u>2.000</u>	<u>0.000</u>	
193	8.00	24.13	2.000	Social Studies	178	8.00	22.25	2.000	0.000	
193	9.00	21.44	0.450	Art	178	10.00	17.80	0.500	0.050	
193	16.00	12.06	0.400	Life Education/Health	178	15.00	11.87	0.375	-0.025	
193	16.00	12.06	0.400	Family & Cons. Sci	178	15.00	11.87	0.375	-0.025	
23	1.00	23.00	0.100	Music Elements 8	23	1.00	23.00	0.100	0.000	
67	3.00	22.33	0.300	Band 8	62	3.00	20.67	0.300	0.000	
58	3.00	19.33	0.300	Chorus 8	51	3.00	17.00	0.300	0.000	
45	2.00	22.50	0.200	Orchestra 8	42	2.00	21.00	0.200	0.000	
<u>193</u>			<u>0.900</u>		<u>178</u>			<u>0.900</u>	<u>0.000</u>	
193	8.00	24.13	0.800	Physical Education	178	8.00	22.25	0.800	0.000	
World Language										
45	2.00	22.50	0.400	French	51	2.00	25.50	0.400	0.000	
137	6.00	22.83	1.200	Spanish	127	5.00	25.40	1.000	-0.200	
<u>182</u>			<u>1.600</u>		<u>178</u>			<u>1.400</u>	<u>-0.200</u>	
<b>12.550 Total Classroom Teachers</b>								<b>12.350</b>	<b>-0.200</b>	

RIDGEFIELD PUBLIC SCHOOLS  
RIDGEFIELD, CONNECTICUT

MIDDLE SCHOOL EDUCATION

STAFF SUMMARY

2019-2020 Budgeted			2021-2022 Projected				
ERMS	SRMS	TOTAL	Classroom Teachers	ERMS	SRMS	TOTAL	
1.450	1.250	2.700	Art	1.400	1.500	2.900	0.200
6.000	6.000	12.000	English	6.000	6.000	12.000	0.000
5.000	5.000	10.000	World Language	4.600	5.000	9.600	-0.400
0.925	1.175	2.100	Health	0.900	1.150	2.050	-0.050
0.525	0.775	1.300	Family & Cons. Sci.	0.500	0.750	1.250	-0.050
6.200	6.000	12.200	Mathematics	6.200	6.000	12.200	0.000
2.700	2.600	5.300	Music	2.600	2.600	5.200	-0.100
2.500	2.400	4.900	Physical Education	2.400	2.400	4.800	-0.100
6.000	6.000	12.000	Science	6.000	6.000	12.000	0.000
6.000	6.000	12.000	Social Studies	6.000	6.000	12.000	0.000
1.000	1.000	2.000	Literacy Teachers	1.000	1.000	2.000	0.000
0.800	1.000	1.800	Mathematics Teachers/Interventionists	1.000	1.000	2.000	0.200
-----	-----	-----		-----	-----	-----	-----
39.100	39.200	78.300	Total Classroom Teachers	38.600	39.400	78.000	-0.300
			<b>Schoolwide</b>				
1.000	1.000	2.000	Library Media Specialist	1.000	1.000	2.000	0.000
			<b>Administration</b>				
1.000	1.000	2.000	Principal	1.000	1.000	2.000	0.000
1.000	1.000	2.000	Assistant Principals	1.000	1.000	2.000	0.000
-----	-----	-----		-----	-----	-----	-----
<b>42.100</b>	<b>42.200</b>	<b>84.300</b>	<b>TOTAL CERTIFIED STAFF</b>		<b>42.400</b>	<b>84.000</b>	<b>-0.300</b>
			<b>NON-CERTIFIED STAFF</b>				
			<b>Secretarial/Clerical</b>				
1.000	1.000	2.000	Principals' Secretary	1.000	1.000	2.000	0.000
1.000	1.000	2.000	Secretaries	1.000	1.000	2.000	0.000
0.250	0.200	0.450	Bookkeeper	0.250	0.200	0.450	0.000
<b>2.250</b>	<b>2.200</b>	<b>4.450</b>		<b>2.250</b>	<b>2.200</b>	<b>4.450</b>	<b>0.000</b>
			<b>Paraeducators</b>				
0.000	0.000	0.000	Science	0.000	0.000	0.000	0.000
1.000	1.000	2.000	Library	1.000	1.000	2.000	0.000
0.600	1.000	1.600	Instructional	0.600	1.000	1.600	0.000
0.160	0.340	0.500	Transportation	0.160	0.340	0.500	0.000
<b>1.760</b>	<b>2.340</b>	<b>4.100</b>		<b>1.760</b>	<b>2.340</b>	<b>4.100</b>	<b>0.000</b>
-----	-----	-----		-----	-----	-----	-----
<b>4.010</b>	<b>4.540</b>	<b>8.550</b>	<b>TOTAL NON-CERTIFIED STAFF</b>	<b>4.010</b>	<b>4.540</b>	<b>8.550</b>	<b>0.000</b>

**RIDGEFIELD PUBLIC SCHOOLS  
RIDGEFIELD, CONNECTICUT**

**HIGH SCHOOL EDUCATION**

**RIDGEFIELD HIGH SCHOOL**

20-21 Budgeted enrollment 1,582  
**2020-2021 Budgeted**

21-22 Projected enrollment 1,532  
**2020-2021 Projected**

Enroll- ment*	# of sections	Average Class Size	Staff*	Department	Enroll- ment*	# of sections	Average Class Size	Staff*	Change
299	16.00	18.69	3.100	BUSINESS	285	15.00	19.00	3.000	-0.100
1,597	78.50	20.34	19.625	ENGLISH	1,547	78.00	19.83	19.500	-0.125
255	16.00	15.94	3.100	FAMILY AND CONSUMER SCIENCE	226	14.50	15.59	2.900	-0.200
364	15.00	24.27	3.000	HEALTH	332	15.00	22.13	3.000	0.000
1,623	80.00	20.29	17.200	MATHEMATICS	1,587	84.00	18.89	16.800	-0.400
364	18.00	20.22	3.600	PHYSICAL EDUCATION	377	17.50	21.54	3.500	-0.100
34	2.00	17.00	0.400	PROJECT LEAD THE WAY	58	3.00	19.33	0.600	0.200
110	8.00	13.75	2.500	READING	140	8.00	17.50	2.200	-0.300
1,797	94.10	19.10	23.525	SCIENCE	1,774	92.00	19.28	23.000	-0.525
1,740	81.00	21.48	16.200	SOCIAL STUDIES	1,676	82.50	20.32	16.500	0.300
79	4.00	19.75	0.800	TECHNOLOGY EDUCATION	56	5.00	11.20	1.000	0.200
575	29.50	19.49	5.900	VISUAL AND PERFORMING ARTS	619	31.50	19.65	6.300	0.400
1,200	64.00	18.75	12.800	WORLD LANGUAGE	1,234	65.00	18.98	13.000	0.200
			0.000	NEASC				0.000	0.000
20	--	--	3.000	ALTERNATIVE HIGH SCHOOL	20	--	--	3.000	0.000
			<b>114.750</b>	<b>TOTAL CERTIFIED CLASSROOM STAFF</b>				<b>114.300</b>	<b>-0.450</b>

\*Enrollment numbers, section counts and dept staffing does not include AHS

RIDGEFIELD PUBLIC SCHOOLS  
RIDGEFIELD, CONNECTICUT

HIGH SCHOOL EDUCATION

2020-2021 Budgeted

RIDGEFIELD HIGH SCHOOL

2020-2021 Projected

<u>2020-2021 Budgeted</u>		<u>2020-2021 Projected</u>	
	<b>CERTIFIED STAFF</b>		
	<b>Schoolwide</b>		
1.600	Class Deans	1.600	0.000
2.375	Departmental Chairmen	2.375	0.000
2.000	Library Media Specialists	2.000	0.000
0.600	Student Life Coordinator	0.600	0.000
0.600	Alternative High School Coordinator	0.600	0.000
----		----	----
<b>7.175</b>	<b>Total Schoolwide Staff</b>	<b>7.175</b>	<b>0.000</b>
	<b>Administration</b>		
1.000	Principal	1.000	0.000
4.000	Assistant Principals	4.000	0.000
1.000	Athletic Director	1.000	0.000
----		----	----
<b>6.000</b>		<b>6.000</b>	<b>0.000</b>
<u>13.175</u>	<b>TOTAL CERTIFIED NON-CLASSROOM STAFF</b>	<u>13.175</u>	<u>0.000</u>
	<b>NON-CERTIFIED STAFF</b>		
	<b>Secretarial/Clerical</b>		
1.000	Principal	1.000	0.000
2.000	Office Secretaries	2.000	0.000
1.000	Athletics	1.000	0.000
1.000	Student Life	1.000	0.000
0.000	Data Center	0.000	0.000
0.550	Bookkeeper	0.550	0.000
<b>5.550</b>		<b>5.550</b>	<b>0.000</b>
	<b>Paraeducators</b>		
0.500	Athletics	0.500	0.000
1.000	Science	1.000	0.000
2.000	Instructional	2.000	0.000
1.000	Student Life	1.000	0.000
0.500	Alternative High School	0.500	0.000
2.000	Library	1.000	-1.000
3.710	Supervisory/Attendance	3.710	0.000
<b>10.710</b>		<b>9.710</b>	<b>-1.000</b>
<b>0.000</b>	<b>Data Specialist</b>	<b>1.000</b>	<b>1.000</b>
<b>1.000</b>	Athletic Trainer	<b>2.000</b>	<b>1.000</b>
<u>17.260</u>	<b>TOTAL NON-CERTIFIED STAFF</b>	<u>18.260</u>	<u>1.000</u>



**RIDGEFIELD PUBLIC SCHOOLS  
RIDGEFIELD, CONNECTICUT**

**CURRICULUM AND INSTRUCTION**

**STAFF SUMMARY**

**2020-2021 Budgeted**

**2021-2022 Projected**

Staff -----	Program -----	Staff -----	Change -----
<b>CERTIFIED STAFF</b>			
Administration			
1.000	Assistant Superintendent of Curriculum & Instruction	1.000	0.000
1.000	K-12 STEM Supervisor	0.000	-1.000
1.000	K-12 Humanities Supervisor	0.000	-1.000
0.000	Director of Elementary Education	1.000	1.000
0.000	6-12 Math/Scienc Supervisore	1.000	1.000
0.000	6-12 Humanitie Supervisors	1.000	1.000
-----		-----	-----
<b>3.000</b>	<b>TOTAL CERTIFIED STAFF</b>	<b>4.000</b>	<b>1.000</b>
=====		=====	=====
<b>NON-CERTIFIED STAFF</b>			
1.000	Administration Secretary	1.000	0.000
-----		-----	-----
<b>1.000</b>	<b>TOTAL NON-CERTIFIED STAFF</b>	<b>1.000</b>	<b>0.000</b>
=====		=====	=====

**RIDGEFIELD PUBLIC SCHOOLS  
RIDGEFIELD , CONNECTICUT**

**FACILITIES**

**STAFF SUMMARY**

**2020-2021 Budgeted**

**2021-2022 Projected**

Staff -----	Program -----	Staff -----	Change -----
<b>NON-CERTIFIED STAFF</b>			
	Custodians		
19.000	Elementary Schools	19.000	0.000
12.000	Middle Schools	12.000	0.000
12.000	High School	12.000	0.000
<u>1.000</u>	Administration Building	<u>1.000</u>	<u>0.000</u>
44.000		44.000	0.000
	Maintenance Mechanics		
1.000	Maintenance Foreman	1.000	0.000
5.000	Mechanics	5.000	0.000
1.000	Lead HVAC Technician	1.000	0.000
1.000	HVAC Technicians	1.000	0.000
	Administration		
1.000	Facilities Manager	1.000	0.000
1.000	Secretary	1.000	0.000
-----		-----	-----
<b>54.000</b>	<b>TOTAL NON-CERTIFIED STAFF</b>	<b>54.000</b>	<b>0.000</b>
=====		=====	=====

**RIDGEFIELD PUBLIC SCHOOLS  
RIDGEFIELD, CONNECTICUT**

**GENERAL SERVICES**

**STAFF SUMMARY**

<b>2020-2021 Budgeted</b>		<b>2021-2022 Projected</b>	
<b>Staff</b>	<b>Program</b>	<b>Staff</b>	<b>Change</b>
<b>CERTIFIED STAFF</b>			
1.000	Office of the Superintendent Superintendent of Schools	1.000	0.000
1.000	Office of Business Affairs Business Manager	1.000	0.000
1.000	Personnel Office Director of Personnel	1.000	0.000
<b>3.000</b>	<b>TOTAL CERTIFIED STAFF</b>	<b>3.000</b>	<b>0.000</b>
<b>NON-CERTIFIED STAFF</b>			
0.000	Office of the Superintendent Director of Security	0.000	0.000
1.000	Secretary	1.000	0.000
1.000	Office of Business Affairs Transportation Coordinator	1.000	0.000
0.000	Secretaries	0.000	0.000
4.000	Bookkeepers	4.000	0.000
2.000	Personnel Office Secretaries	2.000	0.000
<b>8.000</b>	<b>TOTAL NON-CERTIFIED STAFF</b>	<b>8.000</b>	<b>0.000</b>

**RIDGEFIELD PUBLIC SCHOOLS  
RIDGEFIELD, CONNECTICUT**

**PUPIL PERSONNEL SERVICES**

**STAFF SUMMARY**

2020-2021 Budgeted			2021-2022 Projected				
Enroll- ment	Counselor/ Pupil Ratio	Staff	Program	Enroll- ment	Counselor/ Pupil Ratio	Staff	Change
<b>CERTIFIED SALARIES</b>							
Guidance							
2,120	---	0.000	Elementary Counselors	---		0.000	0.000
	0	6.000	Middle School Counselors	0		6.000	0.000
	0	8.100	High School Counselors	0		8.100	0.000
		0.400	Chairman - RHS			0.400	0.000
		0.000	Scheduling Counselor - MS			0.000	0.000
Social/Psychological Services							
		15.500	Psychologists			15.500	0.000
		2.100	Social Worker			2.100	0.000
		0.000	Coordinator of Psychological Services			0.000	0.000
		0.500	ELL Coordinator			0.500	0.000
		<b>32.600</b>	<b>TOTAL CERTIFIED STAFF</b>			<b>32.600</b>	<b>0.000</b>
<b>NON-CERTIFIED STAFF</b>							
Secretaries							
		3.000	Counseling			3.000	0.000
Paraeducators							
		1.000	Counseling			1.000	0.000
		2.000	Health Office			2.000	0.000
		15.000	Nurses			14.000	-1.000
		0.000	Director of Nursing Services			1.000	1.000
		0.000	Gr 6-12 Post Secondary/Transition			0.000	0.000
		<b>21.000</b>	<b>TOTAL NON-CERTIFIED STAFF</b>			<b>21.000</b>	<b>0.000</b>



**RIDGEFIELD PUBLIC SCHOOLS  
RIDGEFIELD, CONNECTICUT**

**SPECIAL EDUCATION**

**STAFF SUMMARY**

2020-2021 Budgeted Staff	Program	2021-2022 Projected Staff	Change
<b>CERTIFIED STAFF</b>			
Classroom Teachers			
4.000	Preschool Special Education	4.000	0.000
17.300	Elementary Special Education	18.300	1.000
0.000	Elementary Literacy Teachers	0.000	0.000
16.200	Middle Special Education	16.200	0.000
10.700	High Special Education	11.700	1.000
1.000	18-21 Year Old Program	1.000	0.000
0.000	Preschool Facilitator	0.000	0.000
0.400	Chairman - RHS	0.400	0.000
5.000	Board Certified Behavior Analyst	4.000	-1.000
11.100	Speech & Language	11.100	0.000
<b>65.700</b>	<b>Total Classroom Teachers</b>	<b>66.700</b>	<b>1.000</b>
Administration			
1.000	Assistant Superintendent of Special Services	1.000	0.000
0.480	Assistant Director K-12	0.480	0.000
0.370	Preschool Supervisor	0.370	0.000
-----		-----	-----
<b>67.550</b>	<b>TOTAL CERTIFIED STAFF</b>	<b>68.550</b>	<b>0.000</b>
<b>NON-CERTIFIED STAFF</b>			
Secretaries			
2.000	Administrator's Secretaries	2.000	0.000
1.000	PPT Secretary - RHS	1.000	0.000
<u>3.000</u>		<u>3.000</u>	<u>0.000</u>
Paraeducators			
9.000	Preschool Special Education	9.000	0.000
48.000	Elementary Special Education	48.000	0.000
18.000	Middle Special Education	18.000	0.000
13.000	High Special Education	13.000	0.000
1.260	PPT Clerical Paraeducators	1.260	0.000
<u>89.260</u>		<u>89.260</u>	<u>0.000</u>
Therapists			
2.000	Physical Therapist	2.000	0.000
4.500	Occupational Therapist	4.500	0.000
-----		1.000	-----
<b>98.760</b>	<b>TOTAL NON-CERTIFIED STAFF</b>	<b>98.760</b>	<b>0.000</b>

**RIDGEFIELD PUBLIC SCHOOLS  
RIDGEFIELD, CONNECTICUT**

**TECHNOLOGY**

<b>STAFF SUMMARY</b>		<b>2021-2022 Projected</b>	
<b>2020-2021 Budgeted</b>	<b>Program</b>	<b>Staff</b>	<b>Change</b>
-----	-----	----	-----
	<b>CERTIFIED STAFF</b>		
	Administration		
1.000	Director of Educational	1.000	0.000
	Teaching Staff		
2.000	Technology Teaching Staff	2.000	0.000
-----		-----	-----
<b>3.000</b>	<b>TOTAL CERTIFIED STAFF</b>	<b>3.000</b>	<b>0.000</b>
=====		=====	=====
	<b>NON-CERTIFIED STAFF</b>		
	Administration		
2.000	Secretary	1.000	-1.000
2.000	Network Administrator	2.000	0.000
3.000	Data Specialist	2.000	-1.000
6.000	Computer Technician	6.000	0.000
1.000	Application Specialist	1.000	0.000
0.000	Webmaster/Communications	0.000	0.000
	Paraeducators		
0.000	Elementary Education	0.000	0.000
0.000	Middle School Education	0.000	0.000
0.000	High School Education	0.000	0.000
0.000	Special Education	0.000	0.000
-----		-----	-----
<b>14.000</b>	<b>TOTAL NON-CERTIFIED STAFF</b>	<b>12.000</b>	<b>-2.000</b>
=====		=====	=====



*Appendix – Town Revenue from Board of Education  
FY 2021/2022 Budget*

## Board of Education Revenue Turned Over to the Town

	Actual 2018	Actual 2019	Actual 2020	Actual 2021	Anticipated FY 2021-22	Total
Out of District Student Tuition	64,568	67,200	50,780	50,790	47,655	280,993
Preschool Tuition	28,900	48,000	32,000	32,000	24,000	164,900
<b>Total Turned over to Town</b>	<b>93,468</b>	<b>115,200</b>	<b>82,780</b>	<b>82,790</b>	<b>71,655</b>	<b>445,893</b>

## Town Expenditures Billed to the Board of Education

	Actual 2018	Actual 2019	Actual 2020	Budget 2021	Proposed FY 2021-22	Total
3 School Resource Officers	288,070	292,240	284,099	317,591	327,119	1,509,119
Use of Fields Charge	200,349	200,350	204,616	210,560	221,088	1,036,963
<b>Town Fees Charged to BoE</b>	<b>488,419</b>	<b>492,590</b>	<b>488,715</b>	<b>528,151</b>	<b>548,207</b>	<b>2,546,082</b>
<b>Town Effect on BoE Budget</b>	<b>581,887</b>	<b>607,790</b>	<b>571,495</b>	<b>610,941</b>	<b>619,862</b>	<b>2,991,975</b>